



WELLS FARGO
CHAMPIONSHIP



2021 Media Guide

MAY 3-9, 2021

QUAIL HOLLOW CLUB | CHARLOTTE, NC

Max Homa, 2019 Champion



Welcome



WELLS FARGO CHAMPIONSHIP

On behalf of the 2,300 volunteers, our charitable and corporate partners, and the tournament staff, welcome to the 2021 Wells Fargo Championship.

We are thrilled to be back this year and excited to carry on this annual sports event that was cancelled last year due to COVID-19. Our top priority is to keep everyone safe. While you are here, please practice all the health and safety measures which are in place. You will see numerous signs reminding you to take precautions and plenty of sanitizing stations throughout the grounds.

This tournament has become a part of the fabric of our community, and we thank you for your continued support. We are honored to welcome the greatest golfers in the world, you the media, to our community and Quail Hollow Club once again.

We recognize that much of our success is due to the overwhelming support of the local, regional, and national media, who cover the Wells Fargo Championship. We thank you for your support and for telling our story.

As we continue to strive to improve the experience for all who attend the tournament, we welcome your suggestions and feedback. Please do not hesitate to communicate your thoughts to any of our staff members.

We are honored you have chosen to be our guest. Please enjoy your time at Quail Hollow Club. Thanks for being here and being a part of our golf family.

Stay well,

A handwritten signature in blue ink, appearing to read "Johnno Harris".

Johnno Harris
General Chairman



Table of Contents

Welcome 1

2021 Media Facts 3

Past Champions..... 4

Tournament Notes..... 5

Quail Hollow Club 6

Interview with 2019 Champion Max Homa 8

Tournament Records..... 13

The Green Mile..... 22

Course Statistics 2019 29

Round-By-Round Results 30

2003 Championship Summary..... 32

2004 Championship Summary..... 33

2005 Championship Summary..... 34

2006 Championship Summary..... 35

2007 Championship Summary..... 36

2008 Championship Summary..... 37

2009 Championship Summary..... 38

2010 Championship Summary..... 39

2011 Championship Summary..... 40

2012 Championship Summary..... 41

2013 Championship Summary..... 42

2014 Championship Summary..... 43

2015 Championship Summary..... 44

2016 Championship Summary..... 45

2017 Championship Summary..... 46

2018 Championship Summary..... 47

2019 Championship Summary..... 48

Wells Fargo Today..... 49

Course Map..... 51

2021 Media Facts

Event: Wells Fargo Championship

Date: May 3-9, 2021

Site: Quail Hollow Club
3700 Gleneagles Road
Charlotte, NC

Par/Yardage: Par 71 / Yards: 7,554

Purse: \$8.1 million, 1st Place \$1,458,000

Past Champions:	2003	David Toms*	2012	Rickie Fowler
	2004	Joey Sindelar	2013	Derek Ernst
	2005	Vijay Singh*	2014	J.B. Holmes
	2006	Jim Furyk*	2015	Rory McIlroy (2)*
	2007	Tiger Woods*	2016	James Hahn
	2008	Anthony Kim	2017	Brian Harman
	2009	Sean O'Hair	2018	Jason Day*
	2010	Rory McIlroy*	2019	Max Homa
	2011	Lucas Glover*	2020	Cancelled due to COVID-19

* Denotes Major Championship winner (total of 25 major titles)

Format: 72 holes of stroke play; After 36 holes, the field of 156 competitors is cut to the low 65 scores and ties.

Charitable Proceeds: Since 2003, the Wells Fargo Championship has raised over \$24 million for charity causes as well as awareness for numerous local non-profit organizations.


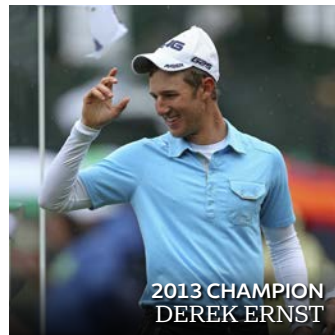

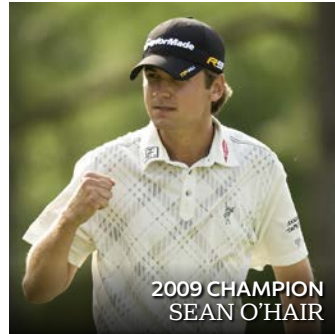
Economic Impact: Estimated to be between \$40 and \$60 million for the Charlotte area

TV: The Wells Fargo Championship will be broadcast to a national and international audience. The broadcast and scenes from Charlotte will be available to over 1 billion potential households in 32 languages, across 225 countries and territories outside of the U.S. via international TV partners. HD coverage of PGA TOUR events such as the Wells Fargo Championship will be available internationally on 35 channels across Europe, Africa, the Middle East, Asia, Australasia, Latin America and Canada.

Tournament Organizer: Pro Links Sports, Charlotte along with the Board of Champions for Education, will operate and manage all aspects of the tournament.

Tournament Social
Website: WellsFargoChampionship.com
Twitter: @WellsFargoGolf
Instagram: @WellsFargoGolf
Facebook: Wells Fargo Championship

Past Champions



Tournament Notes

- There have been six playoffs in the tournament's 16-year history. The only player to birdie the 18th hole to win a playoff was Rickie Fowler in 2012. All others were won with par.
- In the 2013 tournament seven players shared the first-round lead, the most in tournament history and the most on TOUR in the 2013 season. Previously, the most players tied for the lead after the opening round at Quail Hollow was four in 2006.
- Phil Mickelson currently owns the longest 36-hole cuts-made streak with 15 consecutive.
- In the 2004 edition of the Wells Fargo Championship, Tiger Woods streak of winning 18 consecutive events when he led after two rounds came to an end. Woods had a one-stroke lead heading into Saturday but shot 75-68 to drop to third place, one stroke shy of a Joey Sindelar-Arron Oberholser playoff.
- Vijay Singh had the largest come-from-behind victory in tournament history. He trailed Sergio Garcia by six strokes, shot a final-round 66 and beat Garcia and Jim Furyk in a playoff.



Rory McIlroy, 2010 & 2015 Champion



PHIL MICKELSON

- In 2006, Jay Haas, Bill Haas and Jay Haas, Jr. were in the field and it marked the first time a father and two sons were in a PGA TOUR tournament the same week since 1994 when Jack Nicklaus and two of his sons, Gary and Jackie, competed at Pebble Beach.
- Tiger Woods' victory at the 2007 Quail Hollow Championship was his first and only TOUR win in the state of North Carolina so far.
- Seven champions of the Wells Fargo Championship are also major championship winners. Count the two victories here by Rory McIlroy and eight of the 16 champions have won a major title. They include: David Toms, Vijay Singh, Jim Furyk, Tiger Woods, Rory McIlroy, Lucas Glover and Jason Day.
- When Rory McIlroy won the 2010 Wells Fargo Championship he became the first player in tournament history to make the 36-hole cut on the number and win the event. McIlroy needed an eagle on the par-five 7th hole (his 16th of the day) to make the cut and then shot 66-62 on the weekend.
- Joey Sindelar became the oldest champion of the tournament when he won in 2004 at the age of 46. Rory McIlroy became the youngest champion in 2010 at the age of 20.
- The 2003 Wells Fargo Championship became the first new event in the history of the PGA TOUR to raise over \$1 million for charity.

Quail Hollow Club



THE BEGINNING

On April 13, 1959, James J. Harris hosted a meeting at Morrocroft Farm that marked the formal beginning of Quail Hollow Club. On December 18, 1959, the 21 Founders of the Club executed the Club's Certificate of Incorporation, which was filed on January 4, 1960 to officially constitute the Club. The first 90 members of the Club were designated its Charter Members.

THE GOLF COURSE

Located at 3700 Gleneagles Road in Charlotte, NC, Quail Hollow Club is one of the finest courses in the southeastern United States.

The course was originally designed by famed golf course architect George Cobb in 1961 to capture the beauty as well as challenging terrain of the Piedmont region. In the intervening years, the course underwent a series of improvements, including modifications of several holes by Arnold Palmer in 1986, and a redesign by Tom Fazio in 1997 and 2003. Quail Hollow Club has two signature holes. The par four, 14th is a dogleg left that can be driven with a good tee shot. It measures

346 yards from the pro tees. A 15 acre lake frames the left side of the hole and the rough on that side slopes down to the water. The narrow landing area measures about 27 yards across and is guarded with two bunkers on each side. The two-tiered green is long and narrow with about 7100 square feet of putting surface. Two more bunkers guard the left front and middle of the green, and a collection area waits just off the right front of the green for short approach shots hit off line, or almost perfect drives. The area immediately left of the green slopes severely down 15 feet to the lake, so anything hit left has a very good chance of ending up in the hazard.

The 17th hole is a 221-yard par three over water. A rock wall rings this part of the lake and borders the left and front of the green. The tee shot must carry the water hazard, and a bunker that protects the center. The 6,500-square-foot green is undulated, and on the left side there is only six feet between the edge of the putting surface and water hazard. On the right lies a closely mown collection area for errant shots. The water will be the collection area on the left.

Quail Hollow Club

THE CLUBHOUSE

The white, Southern Style Plantation clubhouse was designed by Charles W. Connelly & Associates and was under construction from 1963 to 1967 and officially opened in September 1967.

In 1999, the golf-course side of the clubhouse was redesigned for a more open feel by Ferry Hayes & Allen Designers, Inc. and Brian Dickerson. The building features a grand ballroom in the center with an oak floor. Off the main entrance foyer are a library and card room. Other features include several dining areas off the main kitchen, each with a distinct look and 15 fireplaces located throughout. The gentleman's and ladies' locker rooms are located on the west side of the building. The men's locker room features a grill and two lounge areas with paintings of the golf course throughout.

Early decorations and furniture were provided by members and much remains in the club with the idea to create a feeling of comfort, much like entering an "elegant home," with the driveway leading to the front entrance bordered by large oak trees and the interior furnishings creating a sense of a "great big living room."

In the winter of 2008, the member's pavilion was constructed behind the 18th green. During Wells Fargo tournament week, this is a members-only area where they can watch play on 18. This building features oak walls, a large gathering space, a bar and a kitchen. The swimming pool was also re-done at the same time and is connected to this building on the parking lot side. The tennis shop was also rebuilt near here.

The membership has such a sense of community that when a club member dies, the American flag located at the front of the clubhouse is lowered to half-mast. The last thing the Wells Fargo Champion does before departing the grounds on Sunday night

FOUNDERS, INCORPORATORS, AND INITIAL MEMBERS OF THE BOARD OF GOVERNORS

William H. Barnhardt	George S. Crouch
John M. Belk	James J. Harris
F.J. Blythe, Jr.	T.E. Hemby Jr.
J. Chadbourn Bolles	H.F. Kinsey
B. Irvin Boyle	William B. McGuire, Jr.
J. Herbert Bridges	Ross Puette
J.E. Burnside, Sr.	Addison H. Reese
James G. Cannon	J.H. Robinson
Norman A. Cocke, Sr.	C.D. Spangler
John Scott Cramer	F.N. Thompson
John L. Crist, Jr.	

is attend a Champagne Toast in the Quail Grill with tournament staff, board members and club members.

CHAMPIONS PARK

Champions Park, built in 2004, is situated between the ninth and 10th fairways and honors those who have won professional tournaments at Quail Hollow. Kemper winners are named on the left and World Seniors victors on the right of a rock structure located in a grove of trees. On a massive, 20-foot high fireplace in the center, the winners of the Wells Fargo are honored with gold plaques. A stone building on the far end serves as a halfway house for most of the year and a popular concession stands during the tournament, with nearby tables for eating.





INTERVIEW WITH MAX HOMA

Wells Fargo Championship

May 5, 2019

Charlotte, North Carolina

JACK RYAN: We'll go ahead and get started here with 2019 Wells Fargo Championship winner, Max Homa. Max collects his first PGA TOUR victory, becomes the fifth first time winner of this event and moves to No. 35 in the FedExCup standings.

Max, how does it feel to call yourself a PGA TOUR winner and accomplish what you did this week?

MAX HOMA: Yeah, it's wild. You picture it a lot, you dream of it, and then you get in the moment and you're not quite sure how you're going to react to that. It's a lot of buildup, but as we got going, I started to feel comfortable. I don't know if I've ever been like higher than like 100 on the FedExCup, so to be 35th is awesome. Have some job security is great. Yeah, I guess my whole world's a little bit different now.

JACK RYAN: We'll take some questions out here.

Q. You talked about having not quite been in this position. What did you learn about yourself today? You made it look like you've done this before, but obviously you haven't.

MAX HOMA: What I learned about myself, I don't know. Reflecting on two years, I'm tough. I don't know all about my golf all the time, but I'm tough. I was really happy with myself today. I told Joe on one of the holes I felt like I was going to throw up but my hands felt unbelievable on the club. It's been like that.

I know I haven't had a ton of success out here, but I've done some pretty cool things, Walker Cup, National Championship and won a couple Web events and that's how it always felt and it was cool to feel that even on this stage. Hands felt solid as a rock and the golf swing and putting stroke were as good as I could have imagined it.

Q. Touched on this the other day about watching other players, used Justin Thomas as an example. Did you use them as motivation as you watched what he was doing on TV because you were able to compete against him in college, was that at all on your mind?

MAX HOMA: Probably not. It's always motivating to see anybody win if you've played with them, I guess, because it seems a lot more attainable. I assume if you've played basketball and you've never played against Michael Jordan, it's kind of hard to imagine that you could ever do something like that. In this case when Justin plays well, wins a major out here, I could think to myself a little bit, you know, I could probably do this at some stage, got to keep getting better.

Everything's motivating for me, man. Trying to keep a job, trying to support a family, all of it's motivation. I've always tried to find something to use because I've always worked pretty hard and I think I use little things here and there, little goals or just life stuff to kind of keep me going.

Interview with Max Homa

Q. Max, when you look at the names that were kind of just behind you starting the day, Rory and Rosey and Sergio's back there, Fowler's not too far away, what was last night like for you and maybe even early part of today as you're thinking about that, and how daunting is that task as you're looking at it not just getting out of your own way but trying to handle that pressure?

MAX HOMA: Yeah, last night was all right. Took me a little while to go to sleep, but fortunately the Warriors Rockets went to overtime so I had something to do.

This morning was awful. Woke up at 7:00 or something, tried to keep sleeping, couldn't. Walked around, went to get some breakfast, but it was bad. I felt my stomach was turning. Sometimes that's a good thing because that means I know I can do it and that's what I'm nervous of. I'm not nervous of failing, I guess. I'm excited at the opportunity and that's I guess what gets me going.

But seeing the names, that actually might have been the most motivation because I've always pictured winning in my head and it's pretty cool when I started to actually live playing, you know, a little bit behind Rory, Rickie, Justin

DOUG MILNE: I'm sorry to interrupt. There's someone who won't stop bothering me. It's a call for you.

JACK RYAN: We've got Tommy Lasorda on the phone with Max.

(Phone call.)

MAX HOMA: Thank you. That was a shocking one. I didn't know who was going to be on the other end of that phone call.

Q. How valuable was that chipping lesson on Monday right about now, and can you talk about that putt on 17, the difficulty and also under the circumstances, that is? Thank you.

MAX HOMA: Yeah, the chipping lesson was huge because it freed me up. I know most people that are on the outside looking in wouldn't probably look at the starts I've had, the finishes I've had and think that I was playing great, but I was. I felt a little bit handcuffed by my short game because I felt a lot of pressure on my golf swing. So to get a little bit of relief there and feel some more positivity, I felt like I can kind of do anything I wanted off the tee and I could figure out a way to make par, so that was huge.

And the putt on 17 was awesome because I actually hit a pretty good chip. I'm obviously pretty nervous. The good news was, Joe was talking about it, it was a perfect kind of putt when you're nervous because you don't need to hammer it, you can just kind of get it going, but it broke a lot. I actually made a putt similarly on Friday, I think, but that was big because the 18th hole is so hard, you don't want to be coming down there with any less of a lead than you already have, so that was cool. To see it go in the middle was a big bonus. Just kind of was the moral of the story today was just kind of making some clutch par putts when I needed to.

Q. You talked a lot about yourself believing even through your struggles that you had a couple years ago. Just curious if that self belief ever did hit rock bottom and how you might have pulled yourself out of that.

MAX HOMA: Yeah, I used to say when I hit rock bottom I found a shovel and kept digging. I went to some low places and there would be times when I would wallow and honestly just hate my golf game, dislike what I was out there in what's supposed to be my favorite place in the world is a golf course, and all of a sudden I started to hate it, hated going. All I've ever known is working as hard as humanly possible, and I realized in that year, year or two when I started to play bad, that my attitude was going to have to get a lot better because if my golf game was going to be that bad, my brain better be on point. I think that was a big turning point for me. I'm very proud I finally found a ladder and started climbing upwards because it was getting dark down there.

Q. A lot of people have used the word "resilient" to describe you. Where do you think you get that from?

MAX HOMA: I have great parents. Awesome fiancée. She doesn't let me ever pity myself. But in general, I don't know like if this means anything, but my mom and dad used to tell me that when we had a step in our apartment I guess when I was 1 or 2, couldn't walk and apparently they would see me go over to it, try and get myself up. I would fall and just do it on my own. So I'm not really sure if they're making that up, but sounds cool.

Yeah, that's just been me my whole life. I refuse to give up, I refuse to give in and I believe that hard work will pay off if you keep your attitude in check.

I've obviously been very lucky to have Joe with me because I've had some great caddies in my life, he's the best, but he also does not let me wallow at all and he is the confidence boost I need. He's the rock I've needed and it's been great doing this with him, but it was also pretty good just playing average with him because he kept telling me we're around the corner from some great golf, and to hear it from somebody who's seen some fantastic golf, that was cool for me to hear.

Q. And as someone who look looked up to Tiger a little bit, how good did it feel after all you've been through to be able to club twirl on 18?

MAX HOMA: Yeah, I don't know where that one came from, but hopefully it made him proud.

Q. Can you walk us through the wait on 14? And also, what felt longer, that wait or the wait to get here today?

MAX HOMA: That wait was actually pretty bad. I did think my phone at some point was broken this morning because I thought it was 10:52 for about an hour. That was tough, 14 was hard. That's when you've got to grow up, I think, a little bit.

Interview with Max Homa

I thought yesterday was brutal having to play with Rory first time being in this position was hard enough, then you get two delays. Today, woke up, talked to my coach. My coach texted me. I can't remember exactly what he said, but he said something like, "There's going to be adversity, there might be a delay, just prepare yourself." So I prepared myself for that delay.

It was a brutal time because I had played so well and all of a sudden I've got a five , six footer down the hill to I hadn't looked at the leaderboard yet, but I was assuming to keep the lead. Obviously we had about an hour wait. I knew in the back of my mind that I make that putt, I win this golf tournament. I putted awesome this whole week, and I stood up on that putt and we had a great read, and it was great to see it go in because that's kind of when I I think I knew my golf game was good enough to do this. There's a lot of doubts because when you haven't been here, if you can withstand the onslaught from all these great golfers. When I made that putt, I knew I was in a good spot both in the tournament but also mentally to be able to do that.

Q. Not to dumb this down, Max, but I'm just curious about the 11th, what did you have over there? That was a birdie that all of a sudden took you to a four shot lead.


MAX HOMA: What did I have?

JOE GREINER: 163 front, 170 hole.

MAX HOMA: 163 front, 170 hole. It was down off the right. We had a little bit of a flyer, was trying to play some kind of a higher draw up to the right. Fortunately, my miss with that shot tends to be just a shade of a pull but it covers whatever the front is. If it's a front left pin, it always seems to cover the front left bunker, so it was kind of set up pretty good.

I pulled it just a touch, but it flew nicely. I had a pretty hard putt, but I had had quite a few of those downhill, left to right cross green putts and it was kind of a comfortable putt at that point in the round for that reason.





Q. Secondly, you talk about job security, but you're also in the PGA in a couple weeks and the Masters in 11 months but you'll get there eventually. How does that feel, and was there ever a point in these struggles where you felt like you belong in that locker room, if that makes any sense?

MAX HOMA: Oh, yeah, the feeling like I belonged was the worst part. I felt like I was walking, nobody knew who I was, no one cared. They shouldn't have cared. I felt like I shouldn't be playing practice rounds with people. I felt like I was on an island and it was, you know, borderline embarrassing. It was embarrassing at times. But it ain't embarrassing anymore. It's a cool story now.

Q. Max, I just wonder with all the things that came with today as Doug was just saying, PGA, Masters, the job security, the exemption, the \$1.4 million what amongst all of those things is most important to you at right this moment?

MAX HOMA: I remember we used to take the SAT and there was the "All of the Above" bubble. Can I press that one? They're all great. I mean, I like money, but I don't care too much about it. Become 35th on the FedExCup's pretty cool. The only goal I had this year was to make it to the Tour Championship, so that's obviously a big boost there.

What's crazy is I was actually thinking about getting in the PGA and what that's going to do for my schedule, but I didn't even think about the Masters. I don't know how, it's my favorite tournament, but I didn't even think about it until my buddy John Mallinger called me and said, "You're going to the Masters." I know Joe's happier than I am because I told him I would take him to a practise round there.

It's all pretty cool, man, but I would say moving up that FedExCup's sweet. The job security's probably a little sweeter. I know it's been tough on my family. We don't know what the heck we're doing with planning for a year, so that's probably going to be the one that resonates the most with me.

Q. Max

MAX HOMA: Hey, Kevin. What's up, buddy?

Q. Nine months ago, you made birdie on your final four holes in Portland; you ultimately needed that money to get into the Web Finals and keep your job out there. Thinking back to that, what are your memories of that day and the pressure down the stretch and how that might compare in any way to today?

MAX HOMA: I harkened back to that one hard yesterday. I was driving to the course, I was nervous as can be. Playing with Rory, who the heck am I? It's his birthday, he's probably going to lap me. I'm freaking out, right?

And I thought back to that exact day and I thought to myself, I don't think that anyone out here, or a handful of them, I know Rory hadn't, has ever had to do what I had to do and then is in this position right after. So honestly, I told myself, that's not pressure. The worst that can happen is I shoot 80 and move on. Life goes on. I'm still on the PGA TOUR, still have an awesome life.

At that point I was highly considering, you know I would have to go to Q School, don't get through there, you start to spiral on the negatives. So that's pressure. As far as athletics go, that's a little bit more than this. This was, I mean, I could make a quadruple on the last hole and get second, it's still a little better than going back to the second stage of Q School.

Q. Does your dad still teach acting?

MAX HOMA: He does.

Q. Have you ever taken any lessons?

MAX HOMA: He made me take one. He says he didn't, but he made me go to one of his workshops and it was the worst ever. He made me get up there, and I thought I did a good job and my sister just said I was screaming the whole time. So I'm glad I'm good at golf because I would have never made it as an actor.

Interview with Max Homa

Q. When did you first look at the leaderboard?

MAX HOMA: 14. I had a goal today not to look at it until after the 14th hole. So then we get that big delay, didn't look at it, didn't look at it, didn't look at it. And then I asked Joe while we were walking to warm up if I should know where I'm at and he told me. So it was probably good timing. I made it a lot longer than I thought I could.

Q. Was it hard not going on your phone in the delay?

MAX HOMA: I went on it. For me, this is impressive, did not go on Twitter. Talked to Lacey just about nothing. They were drinking mimosas or something, living the dream. Talked to my coach a little bit, told him I thought I was going to throw up, he said, "Go ahead."

And I talked to the No Laying Up boys. They were just, I don't know, telling me about the stuff I think I already knew about.

But yeah, it was hard, but I thought I did a pretty good job. That was a lot more discipline than I had yesterday even with the two delays, so I think that helped quite a bit because I was locked in what I was doing today. That's what Joe always tells me, just keep doing what I was doing.

Q. When was the most pressure today?

MAX HOMA: 14. It wasn't even close. I knew what that putt meant. If I had made bogey there and there was no delay, it wasn't that big a deal. I just made two great birdies and two great pars back to back. No big deal if I make bogey, that's okay, life goes on. It's obviously not the best situation, but it's all right. You go an hour delay, come back and make bogey, all of a sudden you're standing on 15 with some negatives. I knew how important mentally that par would be. It wasn't the hardest putt in the world by any means, but it had a lot of weight to it, so that was easily the most pressure. The rest of the day I felt fine, man. It was crazy. 17's the only disaster hole but you can bail right. And 18, three shot lead's a lot easier to get over than when you're sitting back on the 14th hole not knowing what's going on.

Q. Did you throw up?

MAX HOMA: No, I did not. I held it down. This place is too nice to throw up.

JACK RYAN: All right, Max, we appreciate the time and congratulations.



Tournament Records

SCORING

Low 9-Hole Score (Front)

Name	Score	Year	Round
Phil Mickelson	29 (-7)	2014	4th
Kirk Triplett	30 (-6)	2004	1st
Trevor Immelman	30 (-6)	2006	1st
Bill Haas	30 (-6)	2006	1st
Pat Perez	30 (-6)	2008	3rd
Bubba Watson	30 (-6)	2009	2nd
Tiger Woods	30 (-6)	2009	1st
Ben Crane	30 (-6)	2012	2nd
Lee Westwood	30 (-6)	2012	4th
Ryan Moore	30 (-6)	2012	4th
Justin Thomas	30 (-6)	2015	3rd

Low 9-Hole Score (Back)

Name	Score	Year	Round
Sergio Garcia	30 (-6)	2005	1st
Retief Goosen	30 (-6)	2005	3rd
Rory McIlroy	30 (-6)	2010	4th
Rory McIlroy	30 (-6)	2015	3rd

Lowest 18-Hole Score

Name	Score	Year	Round
Rory McIlroy	31-30 – 61 (-11)	2015	3rd
Rory McIlroy	32-30 – 62 (-10)	2010	4th
Brendon de Jonge	30-32 – 62 (-10)	2013	2nd
Phil Mickelson	29-34 – 63 (-9)	2014	3rd
Jason Dufner	31-32 – 63 (-8)	2019	2nd
Max Homa	31-32 – 63 (-8)	2019	2nd
Kirk Triplett	30-34 – 64 (-8)	2004	1st
Bo Van Pelt	32-32 – 64 (-8)	2006	2nd
Rory Sabbatini	31-33 – 64 (-8)	2007	2nd
JP Hayes	31-33 – 64 (-8)	2010	2nd
Bill Haas	32-32 – 64 (-8)	2011	1st

* Jerry McGee 61, 1979 in the first round of the Kemper Open - 7,160 yds

Lowest First 36-Hole Score

Name	Score	Year
Pat Perez	67-65 – 132 (-12)	2011
Nick Watney	68-64 – 132 (-12)	2012
Jason Dufner	68-63 – 131 (-11)	2019
Max Homa	69-63 – 132 (-10)	2019
Joel Dahmen	66-66 – 132 (-10)	2019

Lowest Middle 36-Hole Score

Name	Score	Year
Rory McIlroy	67-61 – 128 (-16)	2015
Anthony Kim	67-66 – 133 (-11)	2008
J.B. Holmes	67-66 – 133 (-11)	2014
Max Homa	63-70 – 133 (-9)	2019

Lowest Final 36-Hole Score

Name	Score	Year
Rory McIlroy	66-62 – 128 (-16)	2010
Rory McIlroy	61-69 – 130 (-14)	2015
Rory Sabbatini	66-65 – 131 (-13)	2011

Lowest 54-Hole Score

Name	Score	Year
Rory McIlroy	70-67-61 – 198 (-18)	2015
Jonathan Byrd	66-68-67 – 201 (-15)	2011
Webb Simpson	65-68-69 – 202 (-14)	2012
Max Homa	69-63-70 – 202 (-14)	2019
Jason Dufner	68-63-71 – 202 (-14)	2019
Joel Dahmen	66-66-70 – 202 (-14)	2019
Anthony Kim	70-67-68 – 203 (-13)	2008
Ryan More	65-70-68 – 203 (-13)	2012
D.A. Points	66-68-69 – 203 (-13)	2012
J.B. Holmes	70-67-66 – 203 (-13)	2014

Lowest 72-Hole Score

Name	Score	Year
Rory McIlroy	70-67-61-69 – 267 (-21)	2015
Anthony Kim	70-67-66-69 – 272 (-16)	2008
Rory McIlroy	72-73-66-62 – 273 (-15)	2010
Lucas Glover	67-68-69-69 – 273 (-15)	2011
Jonathan Byrd	66-68-67-72 – 273 (-15)	2011
Max Homa	69-63-70-67 – 269 (-15)	2019

Highest Winning Score

Name	Score	Year
Derek Ernst	67-71-72-70 – 280 (-8)	2013
David Toms	70-69-66-73 – 278 (-10)	2003

Highest 18-Hole Score

Name	Score	Year	Round
Jamie R. Johnson	88 (+16)	2006	2nd
Parker McLachlin	88 (+16)	2010	1st

Tournament Records

Lowest First Round Score

Name	Score	Year
Kirk Triplett	64 (-8)	2003
Bill Haas	64 (-8)	2011

Lowest Second Round Score

Name	Score	Year
Brendon de Jonge	62 (-10)	2014
Max Homa	63 (-8)	2019
Jason Dufner	63 (-8)	2019
Bo Van Pelt	64 (-8)	2006
JP Hayes	64 (-8)	2010
Nick Watney	64 (-8)	2012

Lowest Third Round Score

Name	Score	Year
Rory McIlroy	61 (-11)	2015
Phil Mickelson	63 (-9)	2014
Rory Sabbatini	64 (-8)	2007
Retief Goosen	65 (-7)	2006
Jay Haas	65 (-7)	2006
Stewart Cink	65 (-7)	2008
Pat Perez	65 (-7)	2008
Geoff Ogilvy	65 (-7)	2012
Rory McIlroy	65 (-7)	2014

Lowest Fourth Round Score

Name	Score	Year
Rory McIlroy	62 (-10)	2010
Ben Curtis	65 (-7)	2008
Rory Sabbatini	65 (-7)	2011
Jim Furyk	65 (-7)	2014

Most Contrasting Rounds

Name	Score	Diff.	Year	Rounds
Brendon de Jonge	80-62	18	2014	1st-2nd
Jason Gore	83-65	18	2016	2nd-3rd

Lowest Round by Amateurs

Name	Score	Year
Trevor Murphy	71-76 (MC)	2008
Bill Haas	76-75 (MC)	2003

Low Finishes by Left-Handers

Name	Finish	Year
Brian Harman	1st	2017
Phil Mickelson	2nd	2010
Phil Mickelson	3rd	2013
Bubba Watson	T2	2009
Phil Mickelson	T3	2007
Phil Mickelson	T5	2009
Phil Mickelson	T5	2004
Steve Flesch	T5	2004
Phil Mickelson	T7	2005
Greg Chalmers	T7	2005

BIRDIES

Most Consecutive Birdies

Name	Birdies	Holes	Finish	Year
Pat Bates	5	7-11	2	2004
Henrik Stenson	5	6-10	3	2007
Mathew Goggin	5	1-5	4	2008
Brad Faxon	5	6-10	2	2009
Geoff Ogilvy	5	3-7	2	2015
Rory McIlroy	5	12-16	3	2015
Peter Uilheim	5	5-9	3	2018

Most Birdies in One Round

Name	Birdies	Year	Round
Rory McIlroy	11	2015	3rd
Retief Goosen	10	2006	3rd
Phil Mickelson	9	2005	4th
Tiger Woods	8	2004	2nd
Davis Love III	8	2007	3rd
Pat Perez	8	2008	3rd
Zach Johnson	8	2009	2nd
Rory McIlroy	8	2010	4th
Bill Haas	8	2011	1st
Brendon de Jonge	8	2014	2nd
Max Homa	8	2019	2nd

Tournament Records

Most Birdies in One Tournament

Name	Birdies	Year
Rory McIlroy	27	2015
Vijay Singh	25	2003
Rory McIlroy	25	2010

Most Birdies by Field

Field	Birdies
2011 Tournament Year	1,707

Most Birdies by Champion

Name	Birdies	Year
Rory McIlroy	27	2015
Rory McIlroy	25	2010
Anthony Kim	22	2008
Rickie Fowler	22	2012
Vijay Singh	20	2005
Tiger Woods	20	2007
Sean O'Hair	20	2009
Max Homa	20	2019

EAGLES

Most Eagles in One Round

Name	Eagles	Year	Round
Jeff Maggert	2	2004	2nd
Mathias Gronberg	2	2004	4th
Vaughn Taylor	2	2004	2nd
Vaughn Taylor	2	2005	2nd
Adam Scott	2	2006	3rd
Steve Wheatcroft	2	2009	4th
Robert Allenby	2	2009	4th
Scott Piercy	2	2010	2nd
Zach Johnson	2*	2011	4th
Roberto Castro	2	2012	1st
Arjun Atwal	2	2012	4th
Jason Bohn	2	2015	2nd
Justin Thomas	2	2015	3rd
Sean O'Hair	2	2015	3rd
Jason Bohn (2)	2	2015	4th
Steven Bowditch	2	2015	4th
Johnson Wagner	2	2018	1st
John Peterson	2	2018	1st
Paul Casey	2	2019	3rd

* Both Eagles came on Par 4's

Most Eagles by Field

Field	Eagles
2012 Tournament Year	45
2015 Tournament Year	43

Most Eagles by Champion

Name	Eagles	Year
Rory McIlroy	2	2010
David Toms	1	2003
Joey Sindelar	1	2004
Vijay Singh	1	2005
Tiger Woods	1	2007
Anthony Kim	1	2008
Lucas Glover	1	2011
Rickie Fowler	1	2012
Jason Day	1	2018

Best Birdie/Eagle Streak

Name	Streak	Holes	Year	Round
Adam Scott	E-B-B-B-E (-7)	7-11	2006	3rd
Phil Mickelson	B-B-B-B-E-B (-7)	3-7	2014	3rd
Peter Uilhein	B-B-B-B-B-E (-7)	5-10	2018	3rd

Holes-in-One

Name	Club	Hole	Year	Round
Jay Williamson		6	2008	2nd
Colt Knost	3-iron	17	2015	2nd
Carlos Ortiz	50-W	17	2016	3rd
William McGirt	6-iron	2	2016	4th

Albatross (Double-Eagle)

Name	Albatross	Hole	Year	Round
J.B. Holmes	1 *	15	2011	3rd

* 5-iron from 213 yards

Most Eagles Back-to-Back in the Same Round

Name	Eagles	Holes	Year	Round
Martin Kaymer	2	7-8	2014	1st
Jason Bohn	2	14-15	2015	2nd
Johnson Wagner	2	14-15	2018	1st
John Peterson	2	7-8	2018	1st

Most Eagles in One Tournament

Name	Eagles	Year
Vaughn Taylor	4	2005
Jason Bohn	4	2015
James Driscoll	3	2012
Justin Rose	3	2014

Tournament Records

CHAMPIONS

Lowest Finish by Winner

Name	Score	Year
Rory McIlroy	62 (-10)	2010

Highest Finish by Winner

Name	Score	Year
David Toms	73 (+1)	2003

Lowest Start by Winner

Name	Score	Year
Rickie Fowler	66 (-6)	2012
Lucas Glover	67 (-5)	2011
Derek Ernst	67 (-5)	2013

Highest Start by Winner

Name	Score	Year
Rory McIlroy	72 (even)	2010
Brian Harman	71 (-1)	2017
David Toms	70 (-2)	2003
Vijay Singh	70 (-2)	2005
Tiger Woods	70 (-2)	2007
Anthony Kim	70 (-2)	2008
J.B. Holmes	70 (-2)	2014
Rory McIlroy	70 (-2)	2015
James Hahn	70 (-2)	2016

Most Rounds in 60s

Name	60s	Year
Lucas Glover	4	2011
Joey Sindelar	3	2004
Jim Furyk	3	2006
Tiger Woods	3	2007
Anthony Kim	3	2008
Sean O'Hair	3	2009
Rickie Fowler	3	2012
Rory McIlroy	3	2015
Max Homa	3	2019

Most Rounds Under Par

Name		Year
Joey Sindelar	4	2004
Vijay Singh	4	2005
Jim Furyk	4	2006
Tiger Woods	4	2007
Anthony Kim	4	2008
Lucas Glover	4	2011
J.B. Holmes	4	2014
Rory McIlroy	4	2015
Brian Harman	4	2017
Jason Day	4	2018
Max Homa	4	2019

Champions By Age

Name	Age	Year
David Toms	36 yrs., 4 mo., 4 days	2003
Joey Sindelar	46 yrs., 1 mo., 8 days	2004
Vijay Singh	42 yrs., 2 mo., 16 days	2005
Jim Furyk	35 yrs., 11 mo., 28 days	2006
Tiger Woods	31 yrs., 4 mo., 6 days	2007
Anthony Kim	22 yrs., 10 mo., 15 days	2008
Sean O'Hair	26 yrs., 9 mo., 22 days	2009
Rory McIlroy	20 yrs., 11 mo., 28 days	2010
Lucas Glover	31 yrs., 5 mo., 27 days	2011
Rickie Fowler	23 yrs., 4 mo., 23 days	2012
Derek Ernst	22 yrs., 11 mo., 19 days	2013
J. B. Holmes	32 yrs., 0 mo., 8 days	2014
Rory McIlroy	26 yrs., 0 mo., 13 days	2015
James Hahn	34 yrs., 6 mo., 6 days	2016
Brian Harman	30 yrs., 3 mo., 18 days	2017
Jason Day	30 yrs., 4 mo., 24 days	2018
Max Homa	28 yrs., 4 mo., 2 days	2019

Tournament Records

Champions the Following Year

Name	Finish	Year
David Toms	Cut	2004
Joey Sindelar	T33	2005
Vijay Singh	T38	2006
Jim Furyk	Cut	2007
Tiger Woods	DNP	2008
Anthony Kim	T47	2009
Sean O'Hair	Cut	2010
Rory McIlroy	Cut	2011
Lucas Glover	Cut	2012
Rickie Fowler	T73	2013
Derek Ernst	T30	2014
J.B. Holmes	Cut	2015
Rory McIlroy	T4	2016
James Hahn	T59	2017
Brian Harman	T74	2018
Jason Day	T24	2019

Scoring by Champions (Front 9 v. Back 9) Quail Hollow Club

Name	Year	Front	Back
David Toms	2003	-9	-1
Joey Sindelar	2004	-6	-5
Vijay Singh	2005	-6	-6
Jim Furyk	2006	-6	-6
Tiger Woods	2007	-10	-3
Anthony Kim	2008	-15	-1
Sean O'Hair	2009	-6	-5
Rory McIlroy	2010	-9	-6
Lucas Glover	2011	-11	-4
Rickie Fowler	2012	-10	-4
Derek Ernst	2013	-2	-6
J.B. Holmes	2014	-10	-4
Rory McIlroy	2015	-10	-11
James Hahn	2016	-6	-3
Jason Day	2018	-4	-8
Max Homa	2019	-10	-5
Totals		-114	-71

Bogey-Free Rounds by Champions

Name	Year	Round
Anthony Kim	2008	3rd
Rory McIlroy	2010	4th
Lucas Glover	2011	3rd

Rickie Fowler	2012	1st
Rory McIlroy	2015	2nd, 3rd
Max Homa	2019	2nd

Champions/Runners-Up who have won The Masters

Champions	Runners-Up
Vijay Singh	Trevor Immelman
Tiger Woods	Phil Mickelson

Champions/Runners-Up who have won the US Open

Champions	Runners-Up
Jim Furyk	Dustin Johnson
Tiger Woods	
Lucas Glover	
Rory McIlroy	

Champions/Runners-Up who have won the British Open

Champions	Runners-Up
Tiger Woods	Ben Curtis
Rory McIlroy	Phil Mickelson

Champions/Runners-Up who have won the PGA Championship

Champions	Runners-Up
David Toms	Phil Mickelson
Vijay Singh	
Tiger Woods	
Jason Day	



Tournament Records

CUTS

36-Hole Cut

Name	Score	Year
70 players	145 (+1)	2003
72 players	144 (even)	2004
79 players	148 (+4)	2005
73 players	146 (+2)	2006
85 players	147 (+3)	2007
87 players	145 (+1)	2008
74 players	144 (even)	2009
77 players	145 (+1)	2010
84 players	144 (even)	2011
74 players	143 (-1)	2012
84 players	146 (-2)	2013
73 players	145 (+1)	2014
81 players	144 (even)	2015
78 players	145 (+1)	2016

79 players	145 (+1)	2017
87 players	144 (+3)	2018
75 players	143 (+1)	2019

54-Hole Cut

Name	Score	Year
72 players	219 (+3)	2008
71 players	216 (even)	2011
72 players	220 (+4)	2013
73 players	216 (even)	2015
74 players	220 (+4)	2017
75 players	216 (+3)	2018

Most Consecutive Cuts Made

Name	Cuts
Phil Mickelson (2004 - 2017)	15

LEADS

Largest 18-Hole Lead

Name	Strokes	Year
Kirk Triplett	2	2004
Sergio Garcia	2	2005
Tiger Woods	2	2009
Bill Haas	2	2011

Largest 36-Hole Lead

Name	Strokes	Year
Bo Van Pelt	3	2006

Largest 54-Hole Lead

Name	Strokes	Year
Sergio Garcia	6	2005
David Toms	5	2003
Rory McIlroy	4	2015

Largest Come-From-Behind Final Round to Win

Name	Strokes	Year
Vijay Singh	6	2005

Four Rounds in 60s, One Tournament

Name	Strokes	Year
Lucas Glover	67-68-69-69	2011
Jason Day	69-67-67-69	2018

Largest Margin of Victory

Name	Strokes	Year
Rory McIlroy	7	2015
Anthony Kim	5	2008
Rory McIlroy	4	2010

Four Sub-Par Rounds, One Tournament

Year	Name
2003	Brent Geiberger Greg Chalmer
2004	Joey Sindelar Carlos Franco Mathias Gronberg Kevin Sutherland Todd Hamilton
2005	Vijay Singh
2006	Jim Furyk Vaughn Taylor Geoff Ogilvy
2007	Phil Mickelson Stewart Cink Tiger Woods
2008	Anthony Kim
2009	Lucas Glover Tim Petrovic Ian Poulter Jason Dufner Fredrik Jacobsen Martin Kaymer Charles Warren
2010	Phil Mickelson
2011	Lucas Glover Bill Haas Kevin Na Bobby Gates
2012	Rory McIlroy D.A. Points Ben Curtis James Driscoll Jason Day Seung-Yul Noh
2013	David Lynn
2014	J.B. Holmes Justin Rose Roberto Castro
2015	13 Players
2016	James Hahn Roberto Castro Justin Rose Lucas Glover
2017	Brian Harman Jon Rahm
2018	Jason Day Aaron Wise
2019	Max Homa Joel Dahmen Justin Rose

Tournament Records

HOLE	1	2	3	4	5	6	7	8	9	OUT	10	11	12	13	14	15	16	17	18	IN	TOTAL
Marker's Notes																					

Player _____

Tee _____ Time _____

Date _____ Round _____

DO NOT WRITE
IN THIS SPACE

2021 Official Scorecard
Quail Hollow Club

HOLE	1	2	3	4	5	6	7	8	9	OUT	10	11	12	13	14	15	16	17	18	IN	TOTAL
Yards	495	452	483	167	449	249	546	346	505	3692	592	462	456	208	344	577	506	190	494	3829	7521
Par	4	4	4	3	4	3	5	4	4	35	5	4	4	3	4	5	4	3	4	36	71
Score																					

MARKER'S SIGNATURE

PLAYER'S SIGNATURE

PLAYOFFS

Year	Description
2004	Joey Sindelar defeated Arron Oberholser with par on the second extra hole. (18-16)
2005	Vijay Singh defeated Jim Furyk with par on the fourth extra hole. Sergio Garcia was eliminated on the first extra hole with a bogey. (18-16-17-18)
2006	Jim Furyk defeated Trevor Immelman with a par on the first extra hole. (18)

Year	Description
2011	Lucas Glover defeated Jonathan Byrd with a par on the first extra hole. (18)
2012	Rickie Fowler defeated Rory McIlroy and D.A. Points with a birdie on the first extra hole. (18)
2013	Derek Ernst defeated David Lynn with par on first extra hole. (18)
2016	James Hahn defeated Roberto Castro with par on first extra hole (18)



Tournament Records

TOP 50: ALL-TIME TOURNAMENT MONEY LIST

	Name	Earnings
1	Rory McIlroy	3,984,854.17
2	Phil Mickelson	3,596,667.75
3	Jim Furyk	3,029,173.21
4	Lucas Glover	2,628,639.44
5	Rickie Fowler	2,218,576.00
6	Vijay Singh	2,141,493.16
7	Tiger Woods	1,915,479.00
8	Jason Day	1,667,940.35
9	Brian Harman	1,644,457.66
10	J.B. Holmes	1,599,624.55
11	Anthony Kim	1,595,595.95
12	Nick Watney	1,477,880.10
13	Max Homa	1,435,206.00
14	Pat Perez	1,413,725.58
15	Sean O'Hair	1,406,380.75
16	Justin Rose	1,388,597.20
17	David Toms	1,369,517.50
18	James Hahn	1,360,027.75
19	Joey Sindelar	1,308,475.22
20	Derek Ernst	1,268,748.42
21	Webb Simpson	1,252,193.33
22	Rory Sabbatini	1,219,359.44
23	Jonathan Byrd	1,203,551.00
24	Sergio Garcia	1,165,948.50
25	Jason Bohn	1,081,146.42

	Name	Earnings
26	Roberto Castro	1,036,886.00
27	Ben Curtis	1,021,744.01
28	Geoff Ogilvy	971,531.67
29	Joel Dahmen	968,700.00
30	Trevor Immelman	953,438.36
31	Vaughn Taylor	935,698.90
32	Adam Scott	885,476.21
33	Stewart Cink	879,855.23
34	D.A. Points	825,235.00
35	Arron Oberholser	814,317.00
36	Bo Van Pelt	798,201.08
37	Bill Haas	796,643.47
38	Aaron Wise	777,140.00
39	Paul Casey	757,254.66
40	David Lynn	723,600.00
41	Dustin Johnson	698,711.11
42	Steve Stricker	680,400.00
43	Charles Howell III	672,693.92
44	Patrick Rodgers	662,048.75
45	Zach Johnson	660,935.65
46	John Senden	656,458.36
47	Bubba Watson	646,749.99
48	Carlos Franco	644,392.13
49	Brendon de Jonge	634,986.14
50	Martin Flores	614,364.25

Tournament Records

TOP 50: ALL-TIME TOURNAMENT SCORING LEADERS

	Name	Average	Rounds
1	Rory McIlroy	69.53	34
2	Jason Day	69.81	16
T3	Rickie Fowler	70.29	31
T3	Phil Mickelson	70.29	62
T5	Joel Dahmen	70.70	10
T5	Justin Thomas	70.70	10
7	Jim Furyk	70.81	42
8	Seamus Power	70.83	12
9	Tiger Woods	70.88	24
10	Anthony Kim	70.90	20
T11	Paul Casey	71.00	20
T11	Patrick Reed	71.00	28
T11	Francesco Molinari	71.00	12
14	Webb Simpson	71.03	36
15	Tony Finau	71.06	16
16	Ollie Schniederjans	71.10	10
17	Hideki Matsuyama	71.11	19
18	Kyle Stanley	71.13	24
T19	Sergio Garcia	71.15	34
T20	Jonathan Randolph	71.17	12
T20	Joey Sindelar	71.17	18
22	Justin Rose	71.25	28
23	Stewart Cink	71.32	44
T24	Seung-Yul Noh	71.33	12
T24	Patrick Rodgers	71.33	12
26	Brendan Steele	71.35	26

	Name	Average	Rounds
27	Roberto Castro	71.35	20
28	Robert Streb	71.38	24
29	Daniel Berger	71.40	20
30	Y.E. Yang	71.42	12
31	Nick Watney	71.42	50
32	Shawn Stefani	71.46	26
33	John Senden	71.48	48
T34	Carlos Franco	71.50	22
T34	Pat Perez	71.50	46
36	Lucas Glover	71.52	56
37	Geoff Ogilvy	71.52	50
38	Ross Fisher	71.56	16
39	Emiliano Grillo	71.58	12
40	Martin Kaymer	71.59	22
41	Shane Lowry	71.60	10
T42	Byeong Hun An	71.62	13
T42	John Merrick	71.62	26
44	Retief Goosen	71.63	32
45	Adam Hadwin	71.64	14
T46	Kevin Chappell	71.67	21
T46	Bubba Watson	71.67	21
T46	Luke List	71.67	18
T46	Danny Lee	71.67	21
T50	Ryan Moore	71.68	34
T50	David Toms	71.68	34

The Green Mile

The Green Mile (Holes 16-18) at Quail Hollow Club According to ShotLink



+0.904	Toughest final three holes on the PGA TOUR in the ShotLink era (non-majors)
+6,662	The Green Mile has played a combined 6,662-over par since 2003 (-1,152 other 15 holes) at Quail Hollow Club
13	The number of players under par on The Green Mile
660	660 of 695 players who have played at Quail Hollow Club are over par on The Green Mile
4	The number of players who played The Green Mile bogey-free in 2019
27	Total number of players who have played all four rounds of the event without a bogey
1,550	Since 2003, there have been 1,550 total balls in the water on The Green Mile
+62	Vijay Singh is a career 62-over par on The Green Mile, most over par of any player
-5	Tony Finau is a combined 5-under par in 20 rounds on the 16 th hole, marking the best score to par of any player on that hole
-3	Joel Dahmen & Peter Malnati have the best score to par on the 18 th hole at Quail Hollow Club at 3-under
10	The highest score on The Green Mile, James Hahn made a 10 on the 16 th hole in the final round of the 2015 Wells Fargo Championship

The Green Mile

The Green Mile (Holes 16-18) at Quail Hollow Club According to ShotLink



Holes 16 through 18 Combined

The final 3 holes "Green Mile" at Quail Hollow Club have been the toughest 3 finishing holes on the PGA TOUR since 2003 with an average of +0.904 over par.

Toughest Finishing 3 Holes (16-18) PGA TOUR (non-majors) Since 2003

		Avg
Quail Hollow Club	Wells Fargo Championship	+0.904
Muirfield Village GC	the Memorial Tournament	+0.597
Innisbrook Resort (Copperhead) Course	Valspar Championship	+0.565
GC of Houston	Houston Open	+0.469

*Min 5 seasons played

+0.779: Last season, the final three holes (16,17,18) played as the toughest finishing three holes on the PGA TOUR of non-major venues with a scoring average of +0.779.

Toughest Finishing 3 Holes PGA TOUR (non-majors) Last Season

	Avg
Quail Hollow Club	+0.779
Innisbrook Resort (Copperhead)	+0.611
Muirfield Village GC	+0.560
Harbour Town GL	+0.365
CC of Jackson	+0.327

The Green Mile Scoring Average Since 2003

Year	Average Over Par	Total Rds
2005	+1.127	465
2003	+1.067	450
2017*	+1.063	459
2008	+1.058	469
2014	+1.055	456
2007	+1.049	468
2010	+1.009	463
2006	+0.960	445
2009	+0.869	452
2018	+0.864	470
2015	+0.850	466
2004	+0.830	454
2013	+0.818	467
2019	+0.779	458
2011	+0.777	466
2016	+0.734	466
2012	+0.619	454

*PGA Championship

The Green Mile

The Green Mile (Holes 16-18) at Quail Hollow Club According to ShotLink



Since 2003, there have been 7,369 rounds played at Quail Hollow Club during the Wells Fargo Championship. Here's a breakdown of how players do on holes one through 15 versus the Green Mile (16 through 18).

The Green Mile vs. The Rest of the Course Quail Hollow Club Since 2003-2019

	Holes 1-15	Holes 16-18	PCT.
Birdies or Better	22,511	1,760	7.3%
Bogeys	18,288	5,906	24.4%
Doubles	1,583	1,000	38.7%
Triples or Worse	159	165	50.9%
Total Balls in Water	1,555	1,459	48.4%
Total Score to Par	-1,152	+6,662	---

During the Wells Fargo Championship, the Green Mile accounts for 24.4% of all bogeys, 38.7% of all doubles, and 50.9% of all triples or worse at Quail Hollow Club. The field is a combined +6,662 over par on holes 16 thru 18 since 2003 (-1,152 on all other holes).

During the 2017 PGA Championship, the Green Mile accounted for 12 triples or worse matching the same amount that was made on holes one thru 15.

Only 6.8% of all birdies or better at the 2017 PGA Championship were made on The Green Mile.

The Green Mile vs. The Rest of the Course Quail Hollow Club – PGA Championship 2017

	Holes 1-15	Holes 16-18
Birdies or Better	1,193	88
Bogeys	1,525	365
Doubles	158	87
Triples or Worse	12	12
Total Balls in Water	84	91
Total Score to Par	+645	+488

Scoring Leaders The Green Mile Since 2003 (min 4 rds)

	Score to Par	Rds
David Lynn	-4	4
Glen Hnatiuk	-2	4
Joel Dahmen	-2	8
Will Claxton	-1	8
T.J. Vogel	-1	4
Roger Sloan	-1	4
Nate Lashley	-1	6
Tom Lovelady	-1	6

Since 2003, no player (of players with at least four competitive rounds) has a better history on holes 16 thru 18 than David Lynn (-4).

Since 2003, 695 different players have at least one competitive round on Quail Hollow during the Wells Fargo Championship and 2017 PGA Championship.

35 of 695 players are at par or better for their careers on these three holes (5% of all players).

Scoring Breakdown The Green Mile Since 2003

	# of Players	PCT.
Under Par	13	1.9
Even Par	22	3.2
Over Par	660	94.9
Total Players	695	--

The Green Mile

The Green Mile (Holes 16-18) at Quail Hollow Club According to ShotLink



Since 2003, 27 players have managed to play holes 16-18 bogey-free in the same week. Last season, Rickie Fowler, Nate Lashley, Rory McIlroy and Webb Simpson were the only four players to play these three holes bogey-free in all four rounds.

Playing Green Mile Bogey-Free in All 4 Rds Quail Hollow Club Since 2003

	Birdies or Better	Pars
2019 Rickie Fowler	1	11
2019 Nate Lashley	3	9
2019 Rory McIlroy	2	10
2019 Webb Simpson	1	11
2018 Peter Uihlein	0	12
2018 Bryson DeChambeau	1	11
2018 Jason Day	3	9
2016 Chris Stroud	2	10
2016 Carlos Ortiz	4	8
2016 Colt Knost	2	10
2015 Henrik Stenson	2	10
2014 Mark Wilson	4	8
2014 Jim Furyk	0	12
2013 Vaughn Taylor	1	11
2013 David Lynn	4	8
2012 Spencer Levin	2	10
2012 Marc Leishman	3	9
2012 Tom Gillis	1	11
2012 Ben Curtis	3	9
2012 Will Claxton	4	8
2011 Billy Horschel	1	11
2011 Jonathan Byrd	2	10
2010 Hunter Mahan	1	11
2007 Ernie Els	1	11
2006 Justin Rose	1	11
2006 Troy Matteson	1	11
2004 Joey Sindelar	2	10

In 2012, five players played the Green Mile bogey-free, marking the most players in a single tournament at Quail Hollow Club.

For the first time since 2009, no player was able to go bogey-free on the final three holes at the 2017 PGA Championship.

Players Bogey-Free in All 4 Rds Green Mile Since 2003

# of Players	
Last Season	4
2018	3
2016	3
2015	1
2014	2
2013	2
2012	5
2011	2
2010	1
2007	1
2006	2
2004	1

Scott McCarron is one of seven players who have played 10 or more rounds at Quail Hollow Club without recording a birdie or better on the Green Mile. In his career on the Green Mile, he's made 29 pars, eight bogeys, and two double bogeys or worse.

Most Rounds Played without a Birdie on The Green Mile Since 2003

	Pars	Bogeys	Doubles+	Rds
Scott McCarron	29	8	2	13
Olin Browne	19	12	5	12
Hank Kuehne	21	6	3	10
J.L. Lewis	20	8	2	10
Len Mattiace	18	9	3	10
Paul Stankowski	17	11	2	10
Charlie Wi	19	9	2	10

The Green Mile

The Green Mile (Holes 16-18) at Quail Hollow Club According to ShotLink



All Balls in the Water The Green Mile Since 2003

	16 th Hole	17 th Hole	18 th Hole	Total
2003	-	52	17	69
2004	-	39	55	94
2005	-	48	57	105
2006	-	34	61	95
2007	-	36	48	84
2008	-	57	50	107
2009	-	35	61	96
2010	-	37	52	89
2011	-	31	67	98
2012	-	33	48	81
2013	-	18	33	51
2014	13	32	47	92
2015	33	25	45	103
2016	8	20	44	72
2017*	14	28	49	91
2018	9	51	57	117
2019	18	40	48	106
Total	95	616	839	1,550

*2017 PGA Championship

Highest Career Scoring The Green Mile Since 2003

	Score to Par	Rds
Vijay Singh	+62	50
Phil Mickelson	+47	60
Lucas Glover	+47	56
Davis Love III	+45	41
Padraig Harrington	+44	30
Bill Haas	+43	50
Robert Allenby	+43	40
Charles Howell III	+43	58
Rich Beem	+43	26
Zach Johnson	+43	44
Rory Sabbatini	+38	48
D. A. Points	+38	32
Brian Davis	+38	35
Kevin Sutherland	+36	35
J.J. Henry	+36	48
Brad Faxon	+36	28
Dean Wilson	+34	26
Chris Stroud	+34	37
Jason Bohn	+34	40

2005 Wells Fargo Championship champion, Vijay Singh has played the Green Mile at a combined 62-over par in his 50 rounds at Quail Hollow Club.

Since 2003, 660 of 695 players (95%) are over par on the Green Mile in their respective careers.

39.9% of all players have career scores of 10-over or worse on these three holes combined (277 of 695 total players).

The Green Mile

The Green Mile (Holes 16-18) at Quail Hollow Club According to ShotLink



At five under in 20 rounds, Tony Finau has the best score in relation to par of any player on the 16th hole at Quail Hollow Club.

Best Score to Par 16th Hole - Quail Hollow Club Since 2003

	Score to Par	Rds
Tony Finau	-5	20
Chris Couch	-3	4
Ben Crane	-3	22
Rory McIlroy	-3	38
Ryan Fox	-2	4
Will Claxton	-2	8
Scott Pinckney	-2	8

Most Over Par 16th Hole - Quail Hollow Club Since 2003

	Score to Par	Rds
Robert Allenby	+20	40
Vijay Singh	+15	50
Davis Love III	+14	41
Chris Stroud	+13	37
John Senden	+13	48
Dean Wilson	+12	26
Lucas Glover	+12	56
David Toms	+11	34
Will MacKenzie	+11	26
Jason Bohn	+11	40
Brian Davis	+11	35
Freddie Jacobson	+11	26
Rich Beem	+11	26
Matt Kuchar	+11	22

Since 2003, Blake Adams is a combined four-under par in 11 rounds on the 17th hole at Quail Hollow Club, best of any player. seven of 695 players (1%) are a combined two-under or better in their career on the second leg of The Green Mile (17th hole). Charles Howell III, Vijay Singh & Bill Haas are a combined 21-over par on the 17th hole, marking the highest score to par of any player on this hole in the ShotLink era

Best Score to Par 17th Hole - Quail Hollow Club Since 2003

	Score to Par	Rds
Blake Adams	-4	11
Glen Hnatiuk	-3	4
Stephen Gangluff	-2	2
Scott Gutschewski	-2	7
Keith Mitchell	-2	8
Chip Sullivan	-2	2
David Peoples	-2	4

Most Over Par 17th Hole - Quail Hollow Club Since 2003

	Score to Par	Rds
Vijay Singh	+21	50
Bill Haas	+21	50
Charles Howell III	+21	58
J.B. Holmes	+16	40
Padraig Harrington	+16	30
Lucas Glover	+16	56
Phil Mickelson	+15	60
Jason Kokrak	+15	24
Stuart Appleby	+15	33
Sergio Garcia	+14	36
Brad Faxon	+14	28
Carl Pettersson	+13	42
Andres Romero	+13	26
Rory Sabbatini	+13	48
Joe Ogilvie	+13	33
Tim Petrovic	+13	25
Zach Johnson	+13	44

The Green Mile

The Green Mile (Holes 16-18) at Quail Hollow Club According to ShotLink



Best Score to Par 18th Hole - Quail Hollow Club Since 2003

	Score to Par	Rds
Joel Dahmen	-3	8
Peter Malnati	-3	10
Matteo Manassero	-2	4
Nate Lashley	-2	6
Francesco Molinari	-2	12
David Lynn	-2	4
Aaron Wise	-2	8
Chris Paisley	-2	2
Louis Oosthuizen	-2	8
Broc Everett	-1	2
Gonzalo Fernandez-Castaño	-1	4
Kris Cox	-1	2
Bubba Dickerson	-1	2
Henrik Bjornstad	-1	6
Danny Ellis	-1	2
Austin Cook	-1	4
Jack Fields	-1	2
John Chin	-1	2
Hiroshi Iwata	-1	2
Bio Kim	-1	3
Carter Jenkins	-1	2
Luke List	-1	16
José de Jesús Rodríguez	-1	2
Dru Love	-1	2
Scott Sterling	-1	2
Alexander Levy	-1	2
Chip Sullivan	-1	2
Tom Lovelady	-1	6
Adam Svensson	-1	2

Most Over Par 18th Hole - Quail Hollow Club Since 2003

	Score to Par	Rds
Vijay Singh	+26	50
Phil Mickelson	+23	60
Zach Johnson	+20	44
Heath Slocum	+19	37
Davis Love III	+19	41
Geoff Ogilvy	+19	48
Rich Beem	+19	26
Lucas Glover	+19	56
Johnson Wagner	+18	36
D.A. Points	+18	32
Padraig Harrington	+18	30
Kevin Sutherland	+17	35
Mark Wilson	+17	30
Charles Howell III	+17	58
Jason Bohn	+17	40
Brian Davis	+17	35
Steve Flesch	+17	30
Jeff Overton	+16	26
Retief Goosen	+16	28
J.J. Henry	+16	48
Chad Campbell	+16	39
Brad Faxon	+16	28
Nick O'Hern	+15	14
Rory Sabbatini	+15	48
David Toms	+15	34
Stewart Cink	+15	42
Olin Browne	+15	12
Trevor Immelman	+15	38
Ricky Barnes	+15	20
Robert Garrigus	+15	32

Highest Scores on Green Mile Since 2003

	Rd	Hole	Par Value	RTP	Score
2015 James Hahn	Final	16 th	4	+6	10
2006 Retief Goosen	Final	18 th	4	+5	9
2018 Brice Garnett	Final	18 th	4	+4	8
2003 David Toms	Final	18 th	4	+4	8
2017 Jason Day	3 rd	18 th	4	+4	8
2016 Phil Mickelson	3 rd	18 th	4	+4	8
2011 Ryuji Imada	3 rd	18 th	4	+4	8
2011 Dustin Johnson	2 nd	18 th	4	+4	8
2010 Nick O'Hern	2 nd	18 th	4	+4	8
2006 Chris DiMarco	2 nd	18 th	4	+4	8
2014 Ben Kohles	1 st	18 th	4	+4	8

Course Statistics 2019

2019 COURSE STATISTICS

Hole	Rank	Par	Average Score	Average O/U Par	Eagles	Birdies	Pars	Bogey	Double Bogey	Triple Bogey+
1	5	4	4.201	.201	0	47	285	114	11	1
2	12	4	4.066	.066	0	60	313	80	5	0
3	6	4	4.168	.168	0	51	292	102	13	0
4	13	3	3.046	.046	0	58	323	75	2	0
5	11	4	4.074	.074	0	55	318	82	2	1
6	7	3	3.166	.166	0	29	325	103	1	0
7	16	5	4.751	-.249	7	188	194	55	11	3
8	14	4	3.882	-.118	3	117	274	59	5	0
9	8	4	4.157	.157	0	46	299	108	5	0
OUT		35	35.511		10	651	2623	778	55	5
10	15	5	4.828	-.172	0	142	260	49	7	0
11	4	4	4.212	.212	0	34	300	117	7	0
12	9	4	4.122	.122	0	45	324	78	10	1
13	10	3	3.100	.100	0	47	322	85	4	0
14	17	4	3.712	-.288	5	174	230	46	3	0
15	18	5	4.498	-.502	9	236	191	20	2	0
16	3	4	4.221	.221	0	41	298	98	19	2
17	1	3	3.284	.284	0	29	307	91	26	5
18	2	4	4.275	.275	0	35	283	119	21	0
IN		36	36.251		14	783	2515	703	99	8
Totals		71	71.762		24	1434	5138	1481	154	13

SCORING SUMMARY

	Round 1	Round 2	Round 3	Round 4	Total
Rounds below 70	26	32	26	22	106
Rounds below par	46	55	39	29	169
Rounds par & below	66	73	50	39	228
Rounds at even par	20	18	11	10	59
Rounds over par	90	81	25	34	230
Rounds 80 and over	1	1	1	1	4

Round-By-Round Results

Round-by-round leaders in the Wells Fargo Championship, with final position in parentheses.

Year	18 Holes		36 Holes		54 Holes		Winner
2003	66	Nick Price (T5)	137	Nick Price (T5)	205	David Toms (1)	David Toms
2004	64	Kirk Triplett (T15)	135	Tiger Woods (T3)	205	Arron Oberholser (2)	Joey Sindelar
2005	66	Sergio Garcia (T2)	137	Sergio Garcia (T2)	204	Sergio Garcia (T2)	Vijay Singh
2006	68	Jim Furyk (1) Bill Haas (T4) Trevor Immelman (2) Rory Sabbatini (T52)	134	Bo Van Pelt (T6)	205	Jim Furyk (1)	Jim Furyk
2007	66	Padraig Harrington (T43)	138	Tiger Woods (1) Vijay Singh (T7) Arron Oberholser (T7)	205	Rory Sabbatini (T3)	Tiger Woods
2008	67	David Toms (T17)	135	Jason Bohn (3)	205	Anthony Kim (1)	Anthony Kim
2009	65	Tiger Woods (4)	136	Bubba Watson (T2) Retief Goosen (T11)	205	Zach Johnson (T11)	Sean O'Hair
2010	65	Bo Van Pelt (5)	136	Billy Mayfair (T14)	207	Billy Mayfair (T14)	Rory McIlroy
2011	64	Bill Haas (4)	132	Pat Perez (T6)	201	Jonathan Byrd (2)	Lucas Glover
2012	65	Ryan Moore (T5) Stewart Cink (T15) Webb Simpson (4)	132	Nick Watney (8)	202	Webb Simpson (4)	Rickie Fowler
2013	67	Derek Ernst (1) Robert Garrigus (T27) Rory McIlroy (T10) Ryan Moore (T6) Nate Smith (T50) Daniel Summerhays (T43) Nick Watney (T10)	135	Phil Mickelson (3)	208	Phil Mickelson (3) Nick Watney (T10)	Derek Ernst
2014	66	Angel Cabrera (T30)	135	Angel Cabrera (T30)	203	J.B. Holmes	J.B. Holmes
	67	Phil Mickelson (T11)		Martin Flores (3)	204	Martin Flores (3)	
		Martin Flores (3)	136	Justin Rose (5)	205	Phil Mickelson (T11)	
					206	Kevin Kisner (T6)	
2015	65	Robert Streb (T4)	134	Webb Simpson (T2)	198	Rory McIlroy (1)	Rory McIlroy
	66	Kevin Chappell (T16)		Robert Streb (T4)	202	Webb Simpson (T2)	
		Patrick Reed (T58)	136	Martin Flores (T47) Patrick Rodgers (T2)	205	Robert Streb (T4)	
2016	65	Andrew Loupe (T4)	136	Andrew Loupe (T4)	207	Rickie Fowler (T4)	James Hahn
		Steve Wheatcroft (T41)	137	Roberto Castro (2)	208	Roberto Castro (2)	
	66	Anirban Lahiri (T41)			209	James Hahn (1st) Justin Rose (3)	
2017	66	Francesco Molinari (T24)	138	Francesco Molinari (T24)	208	Patrick Reed (T12)	Brian Harman
	67	Alex Noren (T31)	139	Billy Hurley II (T8)	209	Alex Noren (T31)	
		J.B. Holmes (T36)		Seamus Power (T49)		Jon Rahm (4)	
		Grayson Murray (T63)		John Peterson (T36)	210	Seung-Yul Noh (T5)	
		Brian Campbell (cut)				Brian Harman (1st) Vaughn Taylor (T12) Francesco Molinari (T24)	

Round-By-Round Results

Year	18 Holes		36 Holes		54 Holes		Winner
2018	65	John Peterson (T42)	135	Peter Malnati (T34)	203	Jason Day (1)	Jason Day
	67	Peter Malnati (T34)	136	Aaron Wise (2)	205	Nick Watney (T2)	
		Tyrrell Hatton (T42)		Jason Day (1)	206	Peter Uihlein (T5)	
		Johnson Wagner (T13)				Bryson DeChambeau (4)	
		Keith Mitchell (T34)				Paul Casey (5)	
		Kyle Stanley (T13)				Aaron Wise (T2)	
2019	66	Rory McIlroy (T8)	131	Jason Dufner (T4)	202	Max Homa (1)	Max Homa
		Joel Dahmen (2)	132	Joel Dahmen (2)		Jason Dufner (T4)	
	67	Adam Schenk (T13)		Max Homa (1)		Joel Dahmen (2)	
		Martin Laird (T31)			203	Pat Perez (T8)	
		Patrick Reed (T28)			204	Rory McIlroy (T8)	
		Nick Taylor (T54)			205	Justin Rose (3)	
		Dylan Frittelli (T24)					

2003 Championship Summary



DAVID TOMS

Quail Hollow Club

Charlotte, NC

Par: 36-36 – 72

LEADERS: First Round – Nick Price and Fred Couples shot matching rounds of 6-under-par 66 to lead Rich Beem by one stroke. Jeff Brehaut and Paul Goydos were two back. Second Round–Price moved to 7-under-par 137 to lead Couples and J.P. Hayes by one stroke. Five players were two back. Third Round–David Toms shot 68 to move to 11-under-par 205 to take a five-stroke lead over Hayes, Robert Gamez and Kirk Triplett. Five players were six back.

CUT: 70 players at 1-over-par from a field of 155 professionals and one amateur.

Purse: \$5,600,000

Date: May 8-11, 2003

Yards: 7,442

PRO-AM: \$10,000 Jonathan Byrd, 58, \$2,000

WEATHER: Mostly sunny with winds reaching 8-14mph out of the west on Thursday, with high of 88 in late afternoon. Sunny and steamy on Friday with a high of 92. Winds mainly out of the west at 10-15 mph Hot and mostly sunny on Saturday with a high of 90. Warm and overcast on Sunday with heavy rains and a dangerous situation causing a suspension of play at 2:22 p.m., with 42 players still on the course. Play resumed at 2:54 p.m. Heavy rains in late afternoon with temperatures cooling off considerably.

WINNER: David Toms, 70-69-66-73 278 (10-under par), \$1,008,000

PLAYER	POS.	SCORE	OFFICIAL MONEY	PLAYER	POS.	SCORE	OFFICIAL MONEY	PLAYER	POS.	SCORE	OFFICIAL MONEY
Vijay Singh	T2	73-72-67-68 280	418,133.34	Garrett Willis	T24	72-72-71-71 286	46,480.00	Stewart Cink	T40	72-69-74-74 289	18,663.27
Brent Geigerger	T2	71-69-71-69 280	418,133.33	David Gosset	T24	72-70-70-74 286	46,480.00	Frank Lickliter II	T40	73-67-74-75 289	18,663.27
Robert Gamez	T2	72-67-71-70 280	418,133.33	Chad Campbell	T24	71-72-69-74 286	46,480.00	Steve Lowery	T40	74-68-72-75 289	18,663.27
Nick Price	T5	66-71-74-70 281	212,800.00	Spike McRoy	T24	70-74-67-75 286	46,480.00	Patrick Sheehan	T51	72-71-77-70 290	13,104.00
Kirk Triplett	T5	69-74-67-71 281	212,800.00	Davis Love III	T29	73-72-74-68 287	36,400.00	Craig Barlow	T51	75-70-75-70 290	13,104.00
Tom Pernice, Jr.	T7	73-67-74-68 282	168,700.00	Justin Leonard	T29	71-71-74-71 287	36,400.00	Glen Day	T51	71-74-73-72 290	13,104.00
Greg Chalmers	T7	71-71-71-69 282	168,700.00	Tom Lehman	T29	72-72-71-72 287	36,400.00	Andrew Magee	T51	71-74-72-73 290	13,104.00
Dean Wilson	T7	70-72-70-70 282	168,700.00	Brandt Jobe	T29	70-69-75-73 287	36,400.00	K.J. Choi	T51	73-72-70-75 290	13,104.00
Charles Howell III	T7	70-69-72-71 282	168,700.00	Blaine McCallister (S)	T29	72-70-72-73 287	36,400.00	Kevin Sutherland	T51	71-69-74-76 290	13,104.00
Joe Durant	T11	70-73-71-69 283	111,200.00	Jeff Brehaut	T34	68-73-78-69 288	28,280.00	Matt Kuchar	T51	71-71-72-76 290	13,104.00
J.J. Henry	T11	71-72-71-69 283	111,200.00	Stephen Ames	T34	69-75-74-70 288	28,280.00	Hidemichi Tanaka	T58	74-71-72-74 291	12,488.00
Duffy Waldorf	T11	69-71-73-70 283	111,200.00	Brad Faxon	T34	73-68-74-73 288	28,280.00	Kenny Perry	T58	72-73-71-75 291	12,488.00
Woody Austin	T11	72-71-70-70 283	111,200.00	Paul Goydos	T34	68-72-74-74 288	28,280.00	Ben Crane	T60	71-73-74-74 292	12,264.00
Tim Petrovic	T11	73-68-71-71 283	111,200.00	Mathew Goggin	T34	75-67-71-75 288	28,280.00	Len Mattiace	T60	75-67-76-74 292	12,264.00
Fred Funk	T11	71-70-70-72 283	111,200.00	Fred Couples	T34	66-72-74-76 288	28,280.00	Charles Warren (Q)	T62	72-72-76-73 293	11,984.00
J.P. Hayes	T11	72-66-72-73 283	111,200.00	Rory Sabbatini	T40	73-71-75-70 289	18,663.28	Chris Smith	T62	70-72-77-74 293	11,984.00
Brenden Pappas	T18	73-70-72-69 284	78,400.00	Jason Caron	T40	72-72-74-71 289	18,663.28	Ian Leggatt	T62	71-74-72-76 293	11,984.00
Mike Weir	T18	72-70-73-69 284	78,400.00	Alex Cejka	T40	73-71-73-72 289	18,663.28	Michael Muehr	T65	72-73-76-73 294	11,536.00
Chris DiMarco	T18	70-72-70-72 284	78,400.00	Carlos Franco	T40	73-69-74-73 289	18,663.27	Neal Lancaster	T65	72-73-76-73 294	11,536.00
Billy Mayfair	T21	71-74-71-69 285	62,720.00	Jay Haas	T40	73-70-73-73 289	18,663.27	Jason Gore	T65	73-67-80-74 294	11,536.00
Rich Beem	T21	67-72-74-72 285	62,720.00	John Senden	T40	69-74-73-73 289	18,663.27	John Maginnes (S)	T65	72-73-74-75 294	11,536.00
David Frost	T21	71-73-70-71 285	62,720.00	Jim Carter	T40	71-73-72-73 289	18,663.27	Olin Browne	T65	73-72-73-76 294	11,536.00
Larry Mize	T24	72-71-72-71 286	46,480.00	Peter Lonard	T40	72-71-73-73 289	18,663.27	Donnie Hammond	70	74-71-74-79 298	11,200.00

The following players did not finish (C=cut, DNS=did not start)

C – 146-Jeff Maggert, Tim Clark, Loren Roberts, Steven Alker, Kelly Mitchum, Scott Laycock, Brandel Chamblee, Pat Perez, Robert Damron, Craig Perks, Brett Quigley, Stuart Appleby, Joey Sindelar. 147-Peter Jacobsen, Mark Brooks, John Daly, Steve Jones, Arron Oberholser, Joe Acosta Jr., Scott Piercy, David Berganio Jr., Matt Gogel, Steve Flesch, Bob Burns, Carl Paulson, Pat Bates, Billy Andrade, Trevor Immelman. 148-Shaun Micheel, Heath Slocum, Todd Barranger, Anthony Painter, Jonathan Byrd, Tim Herron, Aaron Barber, Mike Hulbert, Brian Gay, Rod Pampling, Mark Calcavecchia, Jim Furyk, Shigeki Maruyama, Luke Donald, Jonathan Kaye, Scott McCarron. 149-Hank Kuehne, Cliff Kresge, Esteban Toledo, Mark O'Meara, Joel Edwards, John Rollins, Tom Byrum. 150-Jerry Kelly, Darron Stiles, Steve Stricker, Skip Kendall, Michael Campbell, Marco Dawson, Brian Watts, Doug Barron, Jesper Parnevik, Curtis Strange, Glen Hnatiuk, Ty Tryon. 151-Carl Pettersson, Jay Williamson, Dudley Hart, Bill Haas, Mark Wilson. 152-Paul Stankowski, Gene Sauers, David Duval, Per-Ulrik Johansson, Scott Hoch. 153-Jose Coceres, Mike Heinen. 154-Corey Pavin. 155-Chris Riley, Phil Tataurangi, Kent Stauffer, Todd Fischer. 156-Ben Case. 157-Joel Kribel. 158-Brian Lamb. 163-Fulton Allem. **DNS**-Jeff Sluman, Paul Azinger, David Peoples.

2004 Championship Summary



JOEY SINDELAR

Quail Hollow Club

Charlotte, NC

Par: 36-36 – 72

LEADERS: First Round–Kirk Triplett shot a tournament-record 8-under-par 64 to lead a group of four players by two strokes. Second Round–Tiger Woods moved into the lead by following his first-round 69 with a second-round 66 to lead Triplett, Notah Begay III and Arron Oberholser. Third Round–Oberholser shot a third-round 68 to finish on stroke ahead of Geoff Ogilvy and Begay.

CUT: 72 players at even-par from a field of 156.

Purse: \$5,600,000

Date: May 3-9, 2004

Yards: 7,442

PRO-AM: \$10,000 Rory Sabbatini, 59, \$2,000

WEATHER: Mostly sunny with a little to no wind on Thursday, with a high of 87 in the afternoon. Sunny and hot again on Friday with a high of 91. Hot and mostly sunny on Saturday with a high of 90. Warm, slightly cloudy on Sunday with highs in the low 90s.

PLAY-OFF: Joey Sindelar def. Arron Oberholser with a par on the second playoff hole.

WINNER: Joey Sindelar, 69-69-70-69 277 (11-under par), \$1,008,000

PLAYER	POS.	SCORE	OFFICIAL MONEY	PLAYER	POS.	SCORE	OFFICIAL MONEY	PLAYER	POS.	SCORE	OFFICIAL MONEY
Arron Oberholser.....	2	69-68-68-72 277	604,800.00	Nick Price.....	T21	74-69-70-70 283	54,160.00	Robert Allenby.....	T50	72 68 74 74 288	13,402.67
Carlos Franco.....	T3	68-71-69-70 278	324,800.00	Mike Weir	T21	67-72-75-69 283	54,160.00	Chris DiMarco	T50	69 70 76 73 288	13,402.67
Tiger Woods	T3	69-66-75-68 278	324,800.00	Cameron Beckman.....	T28	67-72-71-74 284	38,920.00	Tripp Isenhour	T50	71 71 75 71 288	13,402.67
Notah Begay III.....	T5	67-70-69-73 279	196,700.00	Jay Haas	T28	71-73-71-69 284	38,920.00	Richard Johnson	T50	72 69 76 71 288	13,402.67
Steve Flesch.....	T5	72-72-66-69 279	196,700.00	Spike McRoy.....	T28	69-74-71-70 284	38,920.00	Rich Barcelo	T50	74 68 72 74 288	13,402.66
Jeff Maggert.....	T5	71-69-67-72 279	196,700.00	Joe Ogilvie.....	T28	68-71-76-69 284	38,920.00	Rory Sabbatini	T50	66 74 74 74 288	13,402.66
Phil Mickelson	T5	70-70-72-67 279	196,700.00	Gene Sauers.....	T32	70-72-71-72 285	33,133.34	Steve Allan.....	T56	69 74 72 74 289	12,544.00
Mathias Gronberg.....	9	69-71-71-69 280	162,400.00	Jason Bohn.....	T32	71-70-72-72 285	33,133.33	Brad Faxon	T56	73 71 72 73 289	12,544.00
Lucas Glover	T10	74-70-68-69 281	128,800.00	John Senden.....	T32	69-73-71-72 285	33,133.33	Shigeki Maruyama	T56	69 75 72 73 289	12,544.00
Geoff Ogilvy.....	T10	69-71-66-75 281	128,800.00	Ben Curtis.....	T35	71-71-74-70 286	25,293.34	Kelly Mitchum	T56	72 69 77 71 289	12,544.00
Vijay Singh	T10	68-70-71-72 281	128,800.00	Donnie Hammond.....	T35	72-70-73-71 286	25,293.34	David Peoples.....	T56	70 71 75 73 289	12,544.00
Heath Slocum.....	T10	67-75-67-72 281	128,800.00	John Riegger.....	T35	74-70-73-69 286	25,293.34	Sergio Garcia.....	T61	73 71 76 70 290	12,096.00
Kevin Sutherland.....	T10	71-68-71-71 281	128,800.00	Pat Bates.....	T35	75-68-72-71 286	25,293.33	Brent Geiberger.....	T61	70 74 74 72 290	12,096.00
Stuart Appleby.....	T15	66-72-70-74 282	86,800.00	Rich Beem.....	T35	70-73-68-75 286	25,293.33	Billy Mayfair	T61	70 74 76 70 290	12,096.00
Tom Byrum	T15	74-69-71-68 282	86,800.00	K.J. Choi	T35	71-73-69-73 286	25,293.33	Tom Carter	T64	73 70 73 75 291	11,816.00
Luke Donald.....	T15	67-73-73-69 282	86,800.00	Daniel Chopra.....	T35	73-68-71-74 286	25,293.33	Tim Clark	T64	73 69 71 78 291	11,816.00
Matt Gogel.....	T15	69-72-70-71 282	86,800.00	John Cook	T35	74-70-67-75 286	25,293.33	Michael Allen.....	T66	74 69 70 79 292	11,536.00
Jonathan Kaye.....	T15	68-74-69-71 282	86,800.00	Stephen Leaney	T35	71-72-71-72 286	25,293.33	Robert Damron.....	T66	72 71 73 76 292	11,536.00
Kirk Triplett	T15	64-73-71-74 282	86,800.00	Scott Hend.....	T44	73-71-71-72 287	16,930.67	Jerry Kelly	T66	69 74 75 74 292	11,536.00
Chad Campbell.....	T21	70-74-66-73 283	54,160.00	Peter Lonard	T44	73-68-72-74 287	16,930.67	Grant Waite	69	72 71 76 74 293	11,312.00
Todd Hamilton.....	T21	71-71-70-71 283	54,160.00	Shaun Micheel	T44	70-72-74-71 287	16,930.67	Matt Kuchar	T70	76 68 73 78 295	11,144.00
J.J. Henry	T21	72-70-70-71 283	54,160.00	Dean Wilson.....	T44	73-71-74-69 287	16,930.67	Blaine McCallister.....	T70	70 74 78 73 295	11,144.00
Davis Love III.....	T21	73-66-72-72 283	54,160.00	Brett Quigley.....	T44	66-72-74-75 287	16,930.66	Hidemichi Tanaka.....	72	72 71 77 80 300	10,976.00
Pat Perez.....	T21	73-70-70-70 283	54,160.00	Jeff Sluman	T44	70-73-70-74 287	16,930.66				

The following players did not finish (C=cut, W=withdrew)

C - 145-Woody Austin, Russ Cochran, Ben Crane, Jay Delsing, Jason Dufner, J.P. Hayes, Tim Herron, Zach Johnson, J.L. Lewis, Frank Lickliter II, Mark O'Meara, Jesper Parnevik, Ted Purdy. 146-Billy Andrade, Danny Briggs, Stewart Cink, Joe Durant, Danny Ellis, Fred Funk, Robert Gamez, Brandt Jobe, Kent Jones, Justin Leonard, David Morland IV, Kevin Na, Carl Pettersson, John Rollins, Chris Smith, Esteban Toledo, David Toms. 147-Tommy Armour III, Jeff Brehaut, D.J. Brigman, Todd Fischer, Harrison Frazar, David Frost, Scott Hoch, Cliff Kresge, John Maginnes, Dan Olsen, Ryan Palmer, Vaughn Taylor, Duffy Waldorf. 148-Ricky Barnes, Olin Browne, Bob Burns, Jonathan Byrd, Ken Duke, Brian Gay, Jerry Haas, Charles Howell III, Lee Janzen, Skip Kendall, Len Mattiace, Corey Pavin, Tim Petrovic. 149-Glen Day, Tom Pernice, Jr. 150-Aaron Baddeley, Dan Forsman, Hank Kuehne, Dicky Pride, Paul Stankowski, Roger Tambellini. 151-Arjun Atwal, Craig Bowden, Hunter Mahan, Patrick Moore, Omar Uresti. 152-David Gossett, Neal Lancaster, Jeffrey Lankford, Craig Perks, Charles Warren. 153-David Branshaw, Steve Lowery. 154-Jose Coceres, Scott Piercy. 155-Andy Crain. 157-Fulton Allem, Michael Clark II. 163-Todd Gleaton. **W**-Fredrik Jacobson, Scott McCarron.

2005 Championship Summary



Quail Hollow Club

Charlotte, NC

Par: 36-36 – 72

Purse: \$6,000,000

Date: May 2-8, 2005

Yards: 7,442

LEADERS: First Round--Sergio Garcia at 6-under-par 66 led Patrick Sheehan, Joey Sindelar, Kenny Perry and Richard S. Johnson by four strokes. Second Round--Garcia moved to 7-under 137 to maintain a two-stroke lead over Vijay Singh, Sindelar and D.J. Trahan. Third Round--Garcia at 12-under-par 204 held a six-stroke lead over Jim Furyk, Singh and Trahan.

CUT: 79 players at 4-over-par from a field of 156.

PRO-AM: \$10,000 Carlos Franco, 57, \$2,000

WEATHER: Thursday: Winds between 15-25 mph with scattered showers. High in the low 70s. Friday: Cool and windy with gusts up to 25 mph and temperatures reaching the low 60s. Saturday: Sunny with highs in the mid-70s. Sunday: Sunshine with temperatures reaching the low 80s.

PLAY-OFF: Vijay Singh Def. Jim Furyk with a par-4 on the fourth extra hole (Sergio Garcia eliminated after first extra hole)

WINNER: Vijay Singh, 70-69-71-66 276 (12-under), \$1,080,000

PLAYER	POS.	SCORE	OFFICIAL MONEY	PLAYER	POS.	SCORE	OFFICIAL MONEY	PLAYER	POS.	SCORE	OFFICIAL MONEY
Jim Furyk	T2	69-72-69-66 276	528,000.00	Tommy Armour III	T28	76-72-72-69 289	40,800.00	Tag Ridings	T50	70-74-73-75 292	14,360.00
Sergio Garcia	T2	66-71-67-72 276	528,000.00	Bart Bryant	T28	70-74-75-70 289	40,800.00	Kevin Na	T50	74-74-72-72 292	14,360.00
Chris DiMarco	4	74-67-73 66 280	288,000.00	Woody Austin	T28	71-73-75-70 289	40,800.00	Paul Azinger	T56	72-75-74-72 293	13,260.00
Carlos Franco	T5	72-74-70 66 282	228,000.00	Rod Pampling	T28	72-72-73-72 289	40,800.00	Tom Byrum	T56	74-73-76-70 293	13,260.00
Vaughn Taylor	T5	74-70-71 67 282	228,000.00	Hank Kuehne	T28	75-70-74-70 289	40,800.00	Shaun Micheel	T56	74-71-73-75 293	13,260.00
Phil Mickelson	T7	71-73-73-66 283	193,500.00	Jay Haas	T33	73-74-71-72 290	28,472.73	Jesper Parnevik	T56	69-73-75-76 293	13,260.00
Greg Owen	T7	74-67-71-71 283	193,500.00	Tom Pernice, Jr	T33	74-74-70-72 290	28,472.73	Shigeki Maruyama	T56	75-68-76-74 293	13,260.00
D.J. Trahan	9	72-67-71-74 284	174,000.00	Joey Sindelar	T33	68-71-73-78 290	28,472.72	Arjun Atwal	T56	75-73-75-70 293	13,260.00
Billy Mayfair	10	76-72-70-67 285	162,000.00	Kevin Sutherland	T33	72-71-74-73 290	28,472.73	Heath Slocum	T56	73-75-74-71 293	13,260.00
Kenny Perry	T11	68-76-69-73 286	127,200.00	Steve Flesch	T33	76-72-72-70 290	28,472.73	Ben Curtis	T56	71-72-75-75 293	13,260.00
Scott Verplank	T11	71-69-73-73 286	127,200.00	Chad Campbell	T33	71-77-72-70 290	28,472.73	Robert Damron	T64	72-74-73-75 294	12,540.00
Tiger Woods	T11	70-72-73-71 286	127,200.00	Dean Wilson	T33	73-71-69-77 290	28,472.72	Scott Hend	T64	74-74-71-75 294	12,540.00
Stephen Leaney	T11	73-74-68-71 286	127,200.00	Craig Barlow	T33	71-75-73-71 290	28,472.73	Sean O'Hair	T64	73-74-77-70 294	12,540.00
Nick Watney	T11	76-68-73-69 286	127,200.00	Fredrik Jacobson	T33	73-72-69-76 290	28,472.73	Carl Pettersson	T64	75-72-69-78 294	12,540.00
Fred Funk	T16	70-75-70-72 287	87,000.00	Patrick Sheehan	T33	68-75-70-77 290	28,472.72	Duffy Waldorf	T68	74-73-78-70 295	12,060.00
Jeff Sluman	T16	71-70-75-71 287	87,000.00	Richard S. Johnson	T33	68-72-73-77 290	28,472.73	Jay Williamson	T68	73-75-75-72 295	12,060.00
Brett Quigley	T16	71-69-77-70 287	87,000.00	Brad Faxon	T44	72-76-73-70 291	18,140.00	Hidemichi Tanaka	T68	74-72-77-72 295	12,060.00
Per-Ulrik Johansson	T16	70-71-74-72 287	87,000.00	J.L. Lewis	T44	73-75-72-71 291	18,140.00	Aaron Baddeley	T68	72-76-76-71 295	12,060.00
Mark Hensby	T16	73-71-72-71 287	87,000.00	Marco Dawson	T44	73-73-72-73 291	18,140.00	Steve Lowery	72	72-76-71-77 296	11,760.00
Adam Scott	T16	76-69-69-73 287	87,000.00	Brian Gay	T44	74-71-75-71 291	18,140.00	Skip Kendall	73	71-76-76-74 297	11,640.00
Nick Price	T22	73-69-69-77 288	55,700.00	Steve Allan	T44	74-73-72-72 291	18,140.00	Bo Van Pelt	74	72-74-74-78 298	11,520.00
Brandt Jobe	T22	74-68-75-71 288	55,700.00	Justin Rose	T44	71-74-77-69 291	18,140.00	Robert Gamez	T75	75-71-74-79 299	11,280.00
Charles Howell III	T22	72-75-73-68 288	55,700.00	Andrew Magee	T50	69-75-72-76 292	14,360.00	Todd Hamilton	T75	72-76-77-74 299	11,280.00
Geoff Ogilvy	T22	71-76-70-71 288	55,700.00	Mark O'Meara	T50	72-76-71-73 292	14,360.00	Padraig Harrington	T75	71-75-73-80 299	11,280.00
John Rollins	T22	71-74-69-74 288	55,700.00	Dennis Paulson	T50	73-74-76-69 292	14,360.00	Tom Kite	78	74-73-75-79 301	11,040.00
Bill Haas	T22	74-71-74-69 288	55,700.00	Ted Purdy	T50	73-70-75-74 292	14,360.00	Craig Perks	79	76-70-79-78 303	10,920.00

The following players did not finish (C=cut, W=withdrew)

C – 149-John Cook, Loren Roberts, Tom Gillis, Glen Day, Mike Weir, John Senden, Joey Snyder III, Ian Poulter, Will MacKenzie, Jonathan Byrd, Simon Nash, Danny Briggs. 150-Davis Love III, Corey Pavin, Spike McRoy, Glen Hnatiuk, Robert Allenby, Jonathan Kaye, Ryan Palmer, Hunter Haas. 151-Tim Petrovic, Kirk Triplett, Kent Jones, Ryuji Imada, Brian Davis, Chris Anderson, Matt Kuchar, Tim Clark, Rich Beem, Hunter Mahan. 152 -Frank Lickliter II, Todd Barranger, Joe Durant, Stuart Appleby, J.J. Henry, James Driscoll, Jason Bohn, D.A. Points, Jimmy Walker. 153-Robin Freeman, David Toms, Paul Goydos, Brian Bateman, Franklin Langham, Matt Gogel, Cameron Beckman, Thomas Levet, Alex Cejka, Peter Lonard, Daniel Chopra, Charles Warren, Kevin Stadler. 154-Billy Andrade, Todd Fischer, Brett Wetterich, Pat Perez, Lucas Glover. 155-Jerry Haas, Rory Sabbatini, Stephen Woodard. 156-Len Mattiace, Chris Smith. 157-Michael Allen, Kelly Mitchum, Doug Barron, Joe Ogilvie. 158-Steve Jones, Jason Allred. 159-Notah Begay III. 160-Carl Paulson, Zach Johnson. 171-Randy Joyner. **W**-Mark Brooks, Jeff Maggert, Rocco Mediate, Neal Lancaster, Arron Oberholser.

2006 Championship Summary



JIM FURYK

Quail Hollow Club

Charlotte, NC

Par: 36-36 – 72

Purse: \$6,300,000

Date: May 1-7, 2006

Yards: 7,442

LEADERS: First Round–Jim Furyk, Bill Haas, Trevor Immelman and Rory Sabbatini all shot 4-under-par 68s and led Billy Andrade, Lucas Glover and Davis Love III by one stroke. Second Round–Bo Van Pelt, with a course-record-tying 64, moved to 10-under-par 134 to lead Furyk by three. Love was two back. Third Round–Furyk at 11-under 205 held a one-stroke lead over Retief Goosen and Immelman. Van Pelt was two back.

CUT: 73 players at 2-over-par 148 from a field of 155.

WINNER: Jim Furyk, 68-69-68-71 276 (12-under), \$1,134,000

PRO-AM: \$10,000. Jay Haas, Tom Lehman, Vaughn Taylor, 60. \$1,666 each

WEATHER: Thursday: Mostly sunny with temperatures in the low 80s. Winds S-SW, gusting to 15 mph. Friday: Lightning stopped play for 2 hours and 3 minutes in the afternoon. Play resumed for 35 minutes until halted for good. High temperature reached 81. Saturday: Sunny and pleasant all day with highs in the mid-70s. Sunday: Play delayed 30 minutes until 7:30 a.m. because of lightning. Steady rain began, and officials suspended play at 8:57 a.m.. Play resumed at 10:19. Rain started again at 1 p.m. and lasted until 3:35 p.m., heavy at times. Temperatures were in the high 50s.

PLAY-OFF: Jim Furyk def. Trevor Immelman with a par-4 on first playoff hole

PLAYER	POS.	SCORE	OFFICIAL MONEY	PLAYER	POS.	SCORE	OFFICIAL MONEY	PLAYER	POS.	SCORE	OFFICIAL MONEY
Trevor Immelman.....	2	68 72 66 70 276	680,400.00	Joe Ogilvie.....	T26	73 73 69 73 288	46,620.00	Justin Rose.....	T47	70 74 68 80 292	16,657.20
Adam Scott.....	3	71 72 66 71 280	428,400.00	David Branshaw.....	T26	77 68 70 73 288	46,620.00	Brad Faxon	T47	72 73 76 71 292	16,657.20
Bill Haas.....	T4	68 72 71 70 281	277,200.00	Stewart Cink.....	T26	70 74 71 73 288	46,620.00	Troy Matteson	T52	72 69 75 77 293	14,773.50
Lucas Glover	T4	69 73 67 72 281	277,200.00	Jason Gore.....	T26	74 70 70 74 288	46,620.00	Rory Sabbatini	T52	68 73 73 79 293	14,773.50
Joey Sindelar.....	T6	71 74 68 69 282	203,962.50	Shigeki Maruyama	T26	72 71 67 78 288	46,620.00	Olin Browne	T52	71 74 72 76 293	14,773.50
Vaughn Taylor	T6	70 70 71 71 282	203,962.50	Lee Janzen.....	T31	72 72 72 73 289	38,193.75	Stuart Appleby.....	T52	72 67 74 80 293	14,773.50
Steve Lowery.....	T6	73 68 69 72 282	203,962.50	Jason Bohn.....	T31	71 73 73 72 289	38,193.75	Woody Austin	T56	73 72 73 76 294	14,238.00
Bo Van Pelt	T6	70 64 73 75 282	203,962.50	Jerry Kelly	T31	73 70 69 77 289	38,193.75	Rod Pampling.....	T56	75 71 72 76 294	14,238.00
Geoff Ogilvy.....	T10	71 71 70 71 283	163,800.00	J.J. Henry	T31	73 67 71 78 289	38,193.75	Billy Andrade.....	T56	69 73 78 74 294	14,238.00
Retief Goosen.....	T10	70 71 65 77 283	163,800.00	Phil Mickelson	T35	71 72 73 74 290	32,445.00	Robert Garrigus.....	T59	70 74 71 80 295	13,797.00
Charles Warren	T12	73 70 70 71 284	138,600.00	Ted Purdy	T35	77 66 74 73 290	32,445.00	Rocco Mediate	T59	74 71 73 77 295	13,797.00
Shaun Micheel	T12	70 70 68 76 284	138,600.00	Tom Lehman	T35	75 69 69 77 290	32,445.00	Steve Flesch.....	T59	74 71 74 76 295	13,797.00
Jesper Parnevik.....	T14	73 71 70 71 285	100,800.00	Sergio Garcia.....	T38	74 69 73 75 291	24,570.00	Tommy Armour III	T59	74 70 77 74 295	13,797.00
Tim Clark	T14	73 70 71 71 285	100,800.00	Ernie Els.....	T38	71 71 75 74 291	24,570.00	Marco Dawson	T63	72 73 72 79 296	13,419.00
D.J. Trahan.....	T14	72 70 71 72 285	100,800.00	Charley Hoffman.....	T38	72 73 72 74 291	24,570.00	Jay Williamson.....	T63	75 71 74 76 296	13,419.00
Ken Duke.....	T14	72 71 70 72 285	100,800.00	Bob Estes.....	T38	73 72 73 73 291	24,570.00	Arron Oberholser.....	T65	75 66 75 81 297	13,167.00
Kevin Sutherland.....	T14	71 71 70 73 285	100,800.00	Joe Durant.....	T38	74 71 73 73 291	24,570.00	Ben Crane.....	T65	71 74 74 78 297	13,167.00
Davis Love III.....	T14	69 69 73 74 285	100,800.00	Doug Barron	T38	75 71 72 73 291	24,570.00	Craig Barlow	T67	73 70 74 81 298	12,726.00
Brett Quigley.....	T14	74 68 69 74 285	100,800.00	Will MacKenzie.....	T38	72 73 75 71 291	24,570.00	Mark Calcavecchia	T67	72 73 74 79 298	12,726.00
Nick Watney.....	21	72 73 71 70 286	75,600.00	Carl Pettersson.....	T38	71 74 75 71 291	24,570.00	Steve Jones.....	T67	78 66 77 77 298	12,726.00
Stephen Ames.....	T22	71 73 71 72 287	63,000.00	Vijay Singh	T38	71 68 71 81 291	24,570.00	Daniel Chopra.....	T67	72 74 75 77 298	12,726.00
David Duval.....	T22	73 70 72 72 287	63,000.00	Mike Weir	T47	73 71 72 76 292	16,657.20	Richard S. Johnson.....	T67	74-72-77-75 298	12,726.00
John Senden.....	T22	71 73 69 74 287	63,000.00	Charles Howell III.....	T47	74 71 73 74 292	16,657.20	Ian Leggatt	72	75-71-75-80 301	12,348.00
Jay Haas	T22	75 71 65 76 287	63,000.00	Jeff Sluman	T47	74 72 72 74 292	16,657.20	Wes Short, Jr.	73	77-69-77-81 304	12,222.00

The following players did not finish (C=cut, W=withdrew, DQ=disqualified)

C – 147-Ben Curtis, Rich Beem, Kris Cox, Jeff Maggert, Brett Wetterich, Stephen Leaney, Ron Whittaker, Greg Owen, Bubba Watson, Aaron Baddeley, Chad Campbell, Carlos Franco, Zach Johnson, Kent Jones, Michael Allen, Jeff Gove. 148-Len Mattiace, Brian Gay, Sean O'Hair, Andrew Magee, Jimmy Walker, Nathan Green, Brandt Jobe, Dean Wilson, Jeff Brehaut, Mathias Gronberg, Paul Goydos, Derek Watson. 149-Fredrik Jacobson, Phil Tataurangi, Jonathan Kaye, John Rollins, Henrik Bjornstad, Jeff Overton, Scott McCarron. 150-Tim Petrovic, Chris DiMarco, Dudley Hart, Patrick Sheehan, Robert Damron, Tag Ridings, Camilo Villegas, Thomas Levet. 151-Graeme McDowell, Lee Westwood, Greg Chalmers, Hidemichi Tanaka, John Huston, Bubba Dickerson, Kelly Mitchum, Craig Perks, Chris Couch, Frank Lickliter II. 152-Tom Pernice, Jr., Nick Price, Todd Hamilton, Robert Gamez, James Driscoll, Chris Riley, John Engler, Jr. 153-Billy Mayfair, Mark Hensby, Tom Byrum, D.A. Points, Larry Mize. 154-Shane Bertsch, Bart Bryant. 155-Jerry Smith. 158-Jay Haas, Jr. 161-Larry George. 172-Jamie R. Johnson. **W** – Luke Donald, John Daly, Paul Azinger, Fred Funk, Mathew Gogglin, Neal Lancaster, Todd Fischer, Brent Geiberger, Kirk Triplett, Brian Davis, J.B. Holmes. **DQ** – Hunter Mahan.

2007 Championship Summary



TIGER WOODS

Quail Hollow Club

Charlotte, NC

Par: 36-36 – 72

Purse: \$6,300,000

Date: April 30 - May 6, 2007

Yards: 7,442

LEADERS: First Round–Padraig Harrington opened with a 6-under-par 66 for a one-stroke lead over Jason Bohn and Vijay Singh. Second Round – Tiger Woods shot a 68 for a 6-under 138 total and was tied with Singh and Arron Oberholser. Third Round – Rory Sabbatini shot a course-record-tying 64 for an 11-under 205. Woods, at 10-under, trailed by one with Singh and Oberholser two shots back.

CUT: 85 players at 3-over-par 147 from a field of 156 professionals.

WEATHER: Thursday: Partly cloudy with a high of 80 degrees. Winds at 8-16 mph. Friday: Cloudy with showers in the morning. High of 65, winds at 6-12 mph. Saturday: Two-hour delay in starting times due to lightning from 7:44-9:44 a.m. Cloudy with showers most of the day with temperatures in the low 60s. Sunday: Mostly sunny with temperatures reaching 68. Winds 15-25 mph with gust up to 30 mph.

WINNER: Tiger Woods, 70-68-68-69 275 (13-under par), \$1,134,000

PLAYER	POS.	SCORE	OFFICIAL MONEY	PLAYER	POS.	SCORE	OFFICIAL MONEY	PLAYER	POS.	SCORE	OFFICIAL MONEY
Steve Stricker.....	2	72-70-66-69 277	680,400.00	Heath Slocum.....	T24	68-77-71-71 287	46,620.00	John Rollins.....	T56	70-76-73-72 291	14,112.00
Phil Mickelson.....	T3	70-71-68-70 279	365,400.00	Kevin Sutherland.....	T24	75-69-71-72 287	46,620.00	Charlie Wi.....	T56	74-68-75-74 291	14,112.00
Rory Sabbatini.....	T3	70-71-64-74 279	365,400.00	Nick Watney.....	T24	72-71-74-70 287	46,620.00	Dean Wilson.....	T56	72-75-72-72 291	14,112.00
Stewart Cink.....	T5	70-71-69-70 280	239,400.00	Mike Weir.....	T24	73-71-70-73 287	46,620.00	Stephen Ames.....	T61	69-73-74-76 292	13,419.00
Anthony Kim.....	T5	72-69-69-70 280	239,400.00	Robert Allenby.....	T34	70-76-69-73 288	29,820.00	Jeff Gove.....	T61	74-69-72-77 292	13,419.00
Ken Duke.....	T7	70-70-68-73 281	196,350.00	Ernie Els.....	T34	71-74-73-70 288	29,820.00	Bo Van Pelt.....	T61	77-70-75-70 292	13,419.00
Arron Oberholser.....	T7	69-69-69-74 281	196,350.00	Lucas Glover.....	T34	75-72-68-73 288	29,820.00	Charles Warren.....	T61	70-73-76-73 292	13,419.00
Vijay Singh.....	T7	67-71-69-74 281	196,350.00	Mathew Goggin.....	T34	70-73-72-73 288	29,820.00	Lee Westwood.....	T61	72-74-74-72 292	13,419.00
Bernhard Langer.....	T10	70-73-71-69 283	151,200.00	Nathan Green.....	T34	70-76-71-71 288	29,820.00	Mark Wilson.....	T61	76-70-71-75 292	13,419.00
Billy Mayfair.....	T10	73-71-67-72 283	151,200.00	J.B. Holmes.....	T34	69-74-71-74 288	29,820.00	Steve Flesch.....	T67	70-74-71-78 293	12,915.00
Brett Quigley.....	T10	70-74-69-70 283	151,200.00	Steve Marino.....	T34	74-71-70-73 288	29,820.00	Jeff Sluman.....	T67	71-76-73-73 293	12,915.00
John Senden.....	T10	72-70-69-72 283	151,200.00	Parker McLachlin.....	T34	71-75-69-73 288	29,820.00	Billy Andrade.....	T69	73-74-72-75 294	12,411.00
Sergio Garcia.....	T14	71-71-70-72 284	116,550.00	Nick O'Hern.....	T34	75-69-69-75 288	29,820.00	Brian Davis.....	T69	72-75-72-75 294	12,411.00
Trevor Immelman.....	T14	68-74-68-74 284	116,550.00	Woody Austin.....	T43	71-74-72-72 289	18,774.00	Todd Demsey.....	T69	72-75-72-75 294	12,411.00
Briny Baird.....	T16	72-73-70-70 285	91,350.00	Aaron Baddeley.....	T43	71-75-71-72 289	18,774.00	Chris DiMarco.....	T69	74-71-73-76 294	12,411.00
Robert Garrigus.....	T16	72-73-67-73 285	91,350.00	Ben Curtis.....	T43	70-75-74-70 289	18,774.00	Robert Gamez.....	T69	75-71-73-75 294	12,411.00
J.J. Henry.....	T16	72-73-69-71 285	91,350.00	Retief Goosen.....	T43	72-74-72-71 289	18,774.00	Henrik Stenson.....	T69	72-74-72-76 294	12,411.00
Fredrik Jacobson.....	T16	70-73-71-71 285	91,350.00	Padraig Harrington.....	T43	66-75-79-69 289	18,774.00	Ryan Moore.....	T75	74-72-74-75 295	11,907.00
Jose Maria Olazabal.....	T16	70-72-71-72 285	91,350.00	Jerry Kelly.....	T43	69-73-70-77 289	18,774.00	Bob Tway.....	T75	72-75-71-77 295	11,907.00
Rod Pampling.....	T16	71-70-71-73 285	91,350.00	Davis Love III.....	T43	74-72-67-76 289	18,774.00	Gavin Coles.....	T77	76-71-72-77 296	11,655.00
Carl Pettersson.....	T22	68-73-71-74 286	68,040.00	Camilo Villegas.....	T43	69-76-72-72 289	18,774.00	Cliff Kresge.....	T77	75-72-77-72 296	11,655.00
Joey Sindelar.....	T22	69-72-70-75 286	68,040.00	Boo Weekley.....	T43	72-75-69-73 289	18,774.00	Tripp Isenhour.....	T79	75-72-77-73 297	11,340.00
K.J. Choi.....	T24	70-74-69-74 287	46,620.00	Jason Bohn.....	T52	67-72-73-78 290	14,773.50	Craig Kanada.....	T79	73-73-77-74 297	11,340.00
J.P. Hayes.....	T24	75-72-69-71 287	46,620.00	Charles Howell III.....	T52	78-69-74-69 290	14,773.50	Stephen Leaney.....	T79	75-70-75-77 297	11,340.00
Robert Karlsson.....	T24	71-72-72-72 287	46,620.00	Ryuji Imada.....	T52	70-73-75-72 290	14,773.50	David Berganio, Jr.....	T82	69-76-71-83 299	11,025.00
Geoff Ogilvy.....	T24	72-73-69-73 287	46,620.00	Jeff Maggert.....	T52	68-74-77-71 290	14,773.50	Shigeki Maruyama.....	T82	73-74-78-74 299	11,025.00
Ted Purdy.....	T24	70-69-74-74 287	46,620.00	Cameron Beckman.....	T56	75-72-72-72 291	14,112.00	Zach Johnson.....	84	71-75-75-80 301	10,836.00
Adam Scott.....	T24	73-69-73-72 287	46,620.00	Michael Putnam.....	T56	72-70-76-73 291	14,112.00				

The following players did not finish (C=cut, W=withdrew)

C- 148- Luke Donald, Jason Gore, Ian Poulter, Vaughn Taylor, Kirk Triplett. 149- Jonathan Byrd, Glen Day, Joe Durant, J.L. Lewis, Hunter Mahan, George McNeill, Pat Perez, Brandt Snedeker, Kevin Stadler, Johnson Wagner. 150- David Branshaw, Chad Campbell, Brendon De Jonge, Jim Furyk, Charley Hoffman, Will MacKenzie, Troy Matteson, Rocco Mediate, Joe Ogilvie, Kyle Reifers, D.J. Trahan. 151- Ryan Armour, Eric Axley, John Cook, Mathias Gronberg, Tim Herron, John Mallinger, Shaun Micheel. 152- Robert Dinwiddie, Daisuke Maruyama, Corey Pavin, Tim Petrovic, Brett Wetterich. 153- Rich Beem, Jason Dufner, Brad Faxon, Peter Lonard, Tom Pernice, Jr. 154- Scott Verplank. 155- Tommy Gainey, Bill Haas, Justin Leonard, Steve Lowery. 156- Kent Jones, Doug LaBelle II, Craig Perks. 157- Greg Owen. 158- Bill McDonald, Paul Stankowski. 159- Steve Isley, Kelly Mitchum. 161- John Daly. 162- Todd Hamilton. 163- Jeff Quinney. 164- Ron Philo, Jr. **W-** David Howell, Sean O'Hair, Darren Clarke, Kenny Perry, Richard S. Johnson, Jesper Parnevik, Paul Azinger, Dudley Hart. **DQ-** Stuart Appleby, Frank Lickliter II

2008 Championship Summary



ANTHONY KIM

Quail Hollow Club

Charlotte, NC

Par: 36-36 – 72

Purse: \$6,400,000

Date: April 28 - May 4, 2008

Yards: 7,442

LEADERS: First Round – David Toms opened with a 5-under-par 67 for a one-stroke lead over Jason Bohn and Phil Mickelson. Second Round – Bohn shot a 5-under 67 for a 9-under 135 total and led Anthony Kim by two strokes. Third Round – Kim shot a 6-under 66 and moved to 13-under, 203 for a five-stroke lead over Bohn and Heath Slocum.

CUT: 72 players made the 54-hole cut. 87 players made the 36-hole cut at 1-over-par 145 from a field of 155 professionals and one amateur.

WEATHER: Thursday: Mostly sunny with temperatures reaching the high 70s with light winds. Friday: Mostly sunny with a high of 80 and winds S-SW at 10-20 mph. Saturday: Cloudy all day with temperatures reaching the upper 70s. Winds S-SW at 10-20 mph. Sunday: Partly cloudy and pleasant with an afternoon high in the upper 70s with winds 5-10 mph.


WINNER: Anthony Kim, 70-67-66-69 272 (16-under par), \$1,152,000

PLAYER	POS.	SCORE	OFFICIAL MONEY	PLAYER	POS.	SCORE	OFFICIAL MONEY	PLAYER	POS.	SCORE	OFFICIAL MONEY
Ben Curtis.....	2	69 71 72 65 277	691,200.00	Paul Goydos.....	T25	71 69 75 71 286	45,795.55	Camilo Villegas.....	T55	69 70 77 75 291	14,336.00
Jason Bohn.....	3	68 67 72 71 278	435,200.00	Charles Howell III.....	T25	75 68 70 73 286	45,795.55	Jay Williamson.....	T55	70 70 77 74 291	14,336.00
Robert Allenby.....	4	70 70 73 66 279	307,200.00	John Senden.....	T25	72 71 71 72 286	45,795.55	Nathan Green.....	T62	73 72 70 77 292	13,568.00
Dudley Hart.....	T5	71 67 70 72 280	243,200.00	Michael Allen.....	T34	73 70 73 71 287	32,320.00	Matt Kuchar.....	T62	73 72 73 74 292	13,568.00
Heath Slocum.....	T5	71 68 68 73 280	243,200.00	Stephen Ames.....	T34	69 75 74 69 287	32,320.00	Steve Lowery.....	T62	70 72 77 73 292	13,568.00
Jim Furyk.....	7	71 67 71 72 281	214,400.00	Ken Duke.....	T34	73 72 71 71 287	32,320.00	Patrick Sheehan.....	T62	74 71 73 74 292	13,568.00
Stewart Cink.....	T8	73 70 65 74 282	179,200.00	Sergio Garcia.....	T34	71 72 74 70 287	32,320.00	Y.E. Yang.....	T62	73 69 76 74 292	13,568.00
Fred Couples.....	T8	72 69 69 72 282	179,200.00	Todd Hamilton.....	T34	72 71 72 72 287	32,320.00	Rory Sabbatini.....	T67	70 72 77 74 293	13,120.00
Rod Pampling.....	T8	71 70 75 66 282	179,200.00	John Merrick.....	T34	69 71 73 74 287	32,320.00	Mark Wilson.....	T67	74 71 71 77 293	13,120.00
Adam Scott.....	T8	72 73 66 71 282	179,200.00	Tommy Armour III.....	T40	74 68 74 72 288	22,428.45	Lucas Glover.....	69	73 70 72 80 295	12,928.00
Hunter Mahan.....	T12	71 70 71 71 283	125,440.00	Aaron Baddeley.....	T40	73 71 74 70 288	22,428.45	Rich Beem.....	T70	72 71 75 78 296	12,736.00
Phil Mickelson.....	T12	68 74 69 72 283	125,440.00	Justin Bolli.....	T40	73 71 73 71 288	22,428.45	Nick Flanagan.....	T70	69 75 74 78 296	12,736.00
Jesper Parnevik.....	T12	71 74 71 67 283	125,440.00	Andres Romero.....	T40	72 71 72 73 288	22,428.45	Angel Cabrera.....	72	71 74 73 82 300	12,544.00
Pat Perez.....	T12	72 73 65 73 283	125,440.00	Brad Adamonis.....	T40	70 70 74 74 288	22,428.44	Richard Johnson.....	T73	73 70 77 220	12,096.00
Dean Wilson.....	T12	71 69 74 69 283	125,440.00	Robert Garrigus.....	T40	74 68 72 74 288	22,428.44	Stephen Leaney.....	T73	70 72 78 220	12,096.00
Mathew Goggin.....	T17	71 72 73 68 284	89,600.00	Steve Marino.....	T40	69 71 74 74 288	22,428.44	Jeff Maggert.....	T73	71 70 79 220	12,096.00
J.B. Holmes.....	T17	71 72 69 72 284	89,600.00	Nick O'Hern.....	T40	71 70 71 76 288	22,428.44	Kevin Na.....	T73	73 72 75 220	12,096.00
Ryuji Imada.....	T17	71 73 70 70 284	89,600.00	Nick Watney.....	T40	73 69 71 75 288	22,428.44	Joe Ogilvie.....	T73	73 72 75 220	12,096.00
Vijay Singh.....	T17	70 70 70 74 284	89,600.00	Troy Matteson.....	T49	71 73 74 71 289	15,795.20	Tim Petrovic.....	T73	73 71 76 220	12,096.00
David Toms.....	T17	67 75 72 70 284	89,600.00	Shaun Micheal.....	T49	76 69 71 73 289	15,795.20	Michael Letzig.....	79	75 70 76 221	11,648.00
Steve Flesch.....	T22	73 68 71 73 285	66,560.00	Kenny Perry.....	T49	74 71 73 71 289	15,795.20	Shane Bertsch.....	T80	71 73 78 222	11,328.00
George McNeill.....	T22	71 67 76 71 285	66,560.00	D.J. Trahan.....	T49	71 73 73 72 289	15,795.20	Lee Janzen.....	T80	72 70 80 222	11,328.00
Geoff Ogilvy.....	T22	70 70 69 76 285	66,560.00	Boo Weekley.....	T49	72 70 76 71 289	15,795.20	Vaughn Taylor.....	T80	69 75 78 222	11,328.00
James Driscoll.....	T25	70 72 74 70 286	45,795.56	Jeff Quinney.....	54	69 73 73 75 290	14,848.00	Brett Wetterich.....	T80	73 72 77 222	11,328.00
Zach Johnson.....	T25	69 76 71 70 286	45,795.56	Carlos Franco.....	T55	72 70 75 74 291	14,336.00	Kenneth Ferrie.....	T84	72 72 79 223	10,880.00
Parker McLachlin.....	T25	73 72 72 69 286	45,795.56	Billy Mayfair.....	T55	74 67 76 74 291	14,336.00	Roland Thatcher.....	T84	74 71 78 223	10,880.00
Ian Poulter.....	T25	71 71 74 70 286	45,795.56	Rocco Mediate.....	T55	72 72 73 74 291	14,336.00	Charles Warren.....	T84	74 71 78 223	10,880.00
Kevin Stadler.....	T25	75 70 71 70 286	45,795.56	Carl Pettersson.....	T55	72 73 74 72 291	14,336.00	Garrett Willis.....	87	74 71 80 225	10,624.00
Brian Davis.....	T25	74 70 71 71 286	45,795.55	Brandt Snedeker.....	T55	73 69 76 73 291	14,336.00				

The following players did not finish (C=cut, W=withdrew, DQ=disqualified)

C – 146 Mathias Gronberg, Matt Jones, Jeff Overton, Nicholas Thompson, Bubba Watson. 147 Stuart Appleby, Ryan Armour, Brian Bateman, Chris DiMarco, Luke Donald, Fredrik Jacobson, Cliff Kresge, Ryan Moore, Trevor Murphy, Brenden Pappas, Tom Pernice, Jr. 148 Eric Axley, Jonathan Byrd, Alex Cejka, Bill Haas, J.J. Henry, Scott McCarron, Steve Stricker, Chip Sullivan, Bo Van Pelt, Johnson Wagner, Charlie Wi. 149 Paul Casey, Robert Gamez, Trevor Immelman, Dustin Johnson, Jerry Kelly, Frank Lickliter II, Davis Love III, Jose Maria Olazabal, Jin Park, Brett Quigley, Tag Ridings, Justin Rose, Kevin Sutherland, Jimmy Walker. 150 Woody Austin, Olin Browne, Bob Estes, Mark Hensby, Tim Herron, Shigeki Maruyama, Ted Purdy, Michael Putnam, Chez Reavie, Kyle Thompson, Mike Weir. 151 Billy Andrade, Kevin Streelman, Tim Wilkinson. 152 Tim Clark, David Duval, Tommy Gainey, Marc Turnesa. 153 J.L. Lewis, Jon Mills, Brett Rumford, Chris Stroud. 155 Joe Durant, Charley Hoffman. 157 Scott Sterling. 158 Curt Sanders. **W/ DQ** – Kyle Reifers, Peter Lonard.

2009 Championship Summary



SEAN O'HAIR

Quail Hollow Club

Charlotte, NC

Par: 36-36 – 72

Purse: \$6,500,000

Date: April 27 - May 3, 2009

Yards: 7,442

LEADERS: First Round–Tiger Woods opened with a 7-under-par 65 for a two stroke lead over Steve Marino, Phil Mickelson, Robert Allenby, and Jason Dufner. Second Round–Bubba Watson and Retief Goosen are tied at 8-under 136. Zach Johnson, George McNeill, Woods and Jim Furyk trail by one. Third Round–Johnson shot a 69 for an 11-under 205 total to lead Lucas Glover, Woods and McNeill by two strokes and by three over Sean O'Hair.

CUT: 74 players at even-par 144 from a field of 156 professionals.

WEATHER: Thursday: Partly cloudy with a high of 79 degrees. Winds S 8-15. Friday: Mostly cloudy with a high of 79 degrees and winds SSW 12-33 mph. Saturday: Mostly cloudy with late afternoon thunderstorms. Play was suspended for 1 hour and 12 minutes beginning at 5:46 p.m. due to a dangerous situation with four players still on the course. Temperatures reached a high of 79 degrees and winds were SSW 12-22 mph. Sunday: Mostly cloudy with a high of 82 degrees and winds SSW 12-22 mph.

WINNER: Sean O'Hair, 69-72-67-69 277 (11-under par), \$1,170,000

PLAYER	POS.	SCORE	OFFICIAL MONEY	PLAYER	POS.	SCORE	OFFICIAL MONEY	PLAYER	POS.	SCORE	OFFICIAL MONEY
Lucas Glover	T2	68 71 68 71	278 572,000.00	Davis Love III	T22	70 69 70 74	283 58,592.85	Brendon Todd	T47	70 70 72 76	288 16,921.66
Bubba Watson	T2	71 65 72 70	278 572,000.00	Nick Watney	T22	71 71 69 72	283 58,592.85	Robert Karlsson	T53	70 69 78 72	289 14,906.67
Tiger Woods	4	65 72 70 72	279 312,000.00	Cameron Beckman	T29	73 71 72 68	284 44,200.00	Jonathan Kaye	T53	70 72 74 73	289 14,906.67
Jonathan Byrd	T5	72 72 70 66	280 212,875.00	Ross Fisher	T29	73 67 69 75	284 44,200.00	Chris Stroud	T53	73 69 78 69	289 14,906.67
Jason Dufner	T5	67 71 71 71	280 212,875.00	Bo Van Pelt	T29	69 71 71 73	284 44,200.00	Steve Wheatcroft	T53	70 73 77 69	289 14,906.67
Phil Mickelson	T5	67 71 75 67	280 212,875.00	Ben Curtis	T32	74 70 71 70	285 35,966.67	Kent Jones	T53	72 70 71 76	289 14,906.66
Tim Petrovic	T5	71 70 71 68	280 212,875.00	Cliff Kresge	T32	69 72 72 72	285 35,966.67	Jeff Overton	T53	70 71 73 75	289 14,906.66
Ian Poulter	T5	71 70 70 69	280 212,875.00	Geoff Ogilvy	T32	71 73 68 73	285 35,966.67	Steve Lowery	T59	73 71 73 73	290 14,300.00
Ted Purdy	T5	70 69 72 69	280 212,875.00	John Senden	T32	71 72 73 69	285 35,966.67	Jeff Maggert	T59	68 70 75 77	290 14,300.00
Jim Furyk	T11	71 66 73 71	281 129,071.43	Jeff Klauk	T32	69 71 70 75	285 35,966.66	Peter Tomasulo	T59	74 69 73 74	290 14,300.00
Retief Goosen	T11	68 68 72 73	281 129,071.43	Joe Ogilvie	T32	71 72 69 73	285 35,966.66	Chad Campbell	T62	72 70 73 76	291 13,910.00
Fredrik Jacobson	T11	71 70 70 70	281 129,071.43	Michael Allen	T38	70 73 72 71	286 27,300.00	David Mathis	T62	70 73 72 76	291 13,910.00
Martin Kaymer	T11	71 70 69 71	281 129,071.43	Brian Davis	T38	72 71 72 71	286 27,300.00	John Rollins	T62	70 74 76 71	291 13,910.00
Boo Weekley	T11	71 70 72 68	281 129,071.43	Ken Duke	T38	70 72 73 71	286 27,300.00	Trevor Immelman	T65	73 70 76 74	293 13,520.00
Y.E. Yang	T11	72 71 66 72	281 129,071.43	Danny Lee	T38	71 69 70 76	286 27,300.00	Pat Perez	T65	74 70 76 73	293 13,520.00
Zach Johnson	T11	70 67 68 76	281 129,071.42	Steve Marino	T38	67 72 74 73	286 27,300.00	Aron Price	T65	71 73 78 71	293 13,520.00
George McNeill	T18	69 68 70 75	282 87,750.00	Tom Pernice, Jr.	T38	72 69 77 68	286 27,300.00	Brad Faxon	T68	74 69 80 71	294 13,195.00
Shaun Micheel	T18	74 69 73 66	282 87,750.00	Brendon de Jonge	T44	72 69 67 79	287 21,450.00	Parker McLachlin	T68	73 71 74 76	294 13,195.00
David Toms	T18	71 71 67 73	282 87,750.00	Mathew Goggin	T44	71 71 74 71	287 21,450.00	Mark Calcavecchia	T70	69 74 74 78	295 12,870.00
Charles Warren	T18	69 71 71 71	282 87,750.00	John Huston	T44	73 71 69 74	287 21,450.00	Steve Flesch	T70	69 74 78 74	295 12,870.00
Matt Bettencourt	T22	72 71 71 69	283 58,592.86	Robert Allenby	T47	67 74 77 70	288 16,921.67	Bill Lunde	T70	72 72 74 77	295 12,870.00
Bill Haas	T22	69 71 71 72	283 58,592.86	Anthony Kim	T47	70 69 78 71	288 16,921.67	Gary Woodland	73	70 74 76 76	296 12,610.00
Hunter Mahan	T22	68 72 75 68	283 58,592.86	Will MacKenzie	T47	70 74 71 73	288 16,921.67	Rich Beem	74	71 73 76 82	302 12,480.00
Rocco Mediate	T22	72 70 72 69	283 58,592.86	Kevin Sutherland	T47	71 72 75 70	288 16,921.67				
Camilo Villegas	T22	71 67 74 71	283 58,592.86	Martin Laird	T47	74 70 70 74	288 16,921.66				

The following players did not finish (C=cut, W=withdrew, DQ=disqualified)

C – 145 Woody Austin, Eric Axley, Brian Bateman, Jason Bohn, Greg Chalmers, Stewart Cink, Ben Crane, Paul Goydos, John Merrick, Ryan Moore, Nick O'Hern, Chez Reavie, Andres Romero, Aaron Watkins. 146- Angel Cabrera, Harrison Frazar, Colt Knost, Michael Letzig, Peter Lonard, Jarrod Lyle, Heath Slocum, Roland Thatcher, Kirk Triplett, Johnson Wagner, Jay Williamson. 147- Chris DiMarco, Jerry Kelly, James Nitties, Brett Quigley, Nicholas Thompson. 148- K.J. Choi, Paul Claxton, Glen Day, Steve Elkington, Padraig Harrington, Ryuji Imada, Greg Kraft, Marc Leishman, Troy Matteson, Rory Sabbatini, Vaughn Taylor. 149- Aaron Baddeley, David Duval, Sergio Garcia, J.B. Holmes, Richard S. Johnson, Spencer Levin, Rod Pampling, D.A. Points, Jeff Quinney, Curt Sanders, Webb Simpson, Dean Wilson. 150- J.J. Henry, Charles Howell III, Greg Owen, Carl Pettersson, Scott Piercy, Justin Rose, Vijay Singh, Kevin Streelman. 151- Tommy Armour III, Notah Begay III, Matt Kuchar, Stephen Leaney. 152- D.J. Trahan, Stuart Appleby, Derek Fathauer, Nathan Green, Todd Hamilton, Adam Scott, Jeev Milkha Singh, Mark Wilson. 153- Jason Gore. 154- Robert Garrigus, Casey Wittenberg. 155- Billy Mayfair. **W**- David Berganio, Jr., Kevin Na, Brad Adamonis, Scott McCarron, Marc Turnesa.

2010 Championship Summary



Quail Hollow Club

Charlotte, NC

Par: 36-36 – 72

Purse: \$6,500,000

Date: April 28 - May 2, 2010

Yards: 7,469

LEADERS: First Round—Bo Van Pelt opened with a 7-under-par 65 for a one stroke lead over Kenny Perry. Camilo Villegas trailed by two. Second Round—Billy Mayfair's 8-under-par 136 total leads by one over Angel Cabrera. Paul Goydos, J.P. Hayes, Dustin Johnson and Phil Mickelson trailed by two. Third Round—Mayfair is at 9-under-par 207 and leads by two over Davis Love III and Phil Mickelson. Cabrera, Henry and Johnson are three back and Rory McIlroy trails by four.

WEATHER: Thursday: Sunny with an afternoon high of 80 degrees. Winds SW 5-10 mph. Friday: Sunny with temperatures in the lower 80s. Winds SW 10-15 mph. Saturday: Party cloudy and humid with an afternoon high of 82 degrees. Winds SSW 7-12 mph. Sunday: Sunny and warm with afternoon temperatures reaches 90. Winds SSW 10-15 mph.

CUT: 77 players at 1-over-par 145 from a field of 156 professionals.

WINNER: Rory McIlroy, 72-73-66-62—273 (15 under-par), \$1,170,000

PLAYER	POS.	SCORE	OFFICIAL MONEY	PLAYER	POS.	SCORE	OFFICIAL MONEY	PLAYER	POS.	SCORE	OFFICIAL MONEY			
Phil Mickelson	2	70 68 71 68	277	702,000.00	Bubba Watson	T22	70 73 69 74	286	58,592.86	Carl Pettersson.....	T51	74 71 78 68	291	15,296.67
Angel Cabrera	3	70 67 73 68	278	442,000.00	Ryuji Imada	T29	74 71 73 69	287	38,711.12	Charley Hoffman.....	T51	72 72 69 78	291	15,296.67
Brendon de Jonge	4	70 73 70 66	279	312,000.00	Blake Adams	T29	73 71 72 71	287	38,711.12	Chris Tidland	T51	72 71 73 75	291	15,296.67
Bo Van Pelt	5	65 76 71 68	280	260,000.00	Chad Campbell.....	T29	72 70 74 71	287	38,711.12	Mark Calcavecchia	T57	71 74 73 74	292	14,365.00
Rickie Fowler	6	73 70 71 67	281	234,000.00	Chad Collins	T29	74 70 70 76	287	38,711.12	Brian Gay.....	T57	73 71 76 74	292	14,365.00
Padraig Harrington	T7	72 72 70 68	282	175,964.29	Bill Haas.....	T29	71 70 70 76	287	38,711.12	John Merrick.....	T57	72 70 76 74	292	14,365.00
Matt Jones.....	T7	74 71 69 68	282	175,964.29	Dustin Johnson	T29	73 65 72 77	287	38,711.12	Kenny Perry	T57	66 79 75 72	292	14,365.00
Scott McCarron	T7	70 75 67 70	282	175,964.29	Joe Ogilvie.....	T29	73 69 74 71	287	38,711.12	Brian Stuard	T57	69 76 71 76	292	14,365.00
Mark Wilson	T7	73 72 70 67	282	175,964.29	Heath Slocum.....	T29	69 74 70 74	287	38,711.12	Camilo Villegas	T57	67 72 73 80	292	14,365.00
Jim Furyk	T7	75 65 71 71	282	175,964.29	Chris Stroud.....	T29	73 71 71 72	287	38,711.12	Charles Howell III.....	T63	74 71 75 73	293	13,585.00
J.J. Henry	T7	68 71 71 72	282	175,964.29	Paul Goydos	T38	68 70 73 77	288	27,950.00	Rod Pampling	T63	70 75 73 75	293	13,585.00
Anthony Kim.....	T7	72 69 70 71	282	175,964.29	J.P. Hayes.....	T38	74 64 76 74	288	27,950.00	D.A. Points	T63	72 73 77 71	293	13,585.00
Billy Mayfair	T14	68 68 71 76	283	120,250.00	Geoff Ogilvy	T38	68 72 73 75	288	27,950.00	Kevin Sutherland	T63	72 68 73 80	293	13,585.00
Kevin Na.....	T14	72 69 73 69	283	120,250.00	Tim Petrovic	T38	74 71 73 75	288	27,950.00	Johnson Wagner	T63	73 70 74 76	293	13,585.00
Steve Marino	16	73 72 67 72	284	110,500.00	Lee Westwood.....	T38	73 72 71 72	288	27,950.00	Steve Wheatcroft.....	T63	75 70 71 78	293	13,585.00
Robert Allenby	T17	71 70 72 72	285	91,000.00	Henrik Bjornstad.....	T43	72 73 72 72	289	21,450.00	Stuart Appleby.....	T69	75 70 71 78	294	12,870.00
Tom Gillis.....	T17	71 69 74 71	285	91,000.00	Ross Fisher	T43	72 73 69 75	289	21,450.00	Michael Connell.....	T69	76 69 76 73	294	12,870.00
Davis Love III	T17	70 71 68 76	285	91,000.00	Jarrold Lyle.....	T43	71 72 75 71	289	21,450.00	Garth Mulroy	T69	69 71 74 80	294	12,870.00
Hunter Mahan	T17	71 71 73 70	285	91,000.00	Brett Quigley.....	T43	73 72 73 71	289	21,450.00	Greg Owen	T69	74 71 71 78	294	12,870.00
Aaron Price.....	T17	75 69 73 68	285	91,000.00	Andres Romero.....	T43	68 76 74 71	289	21,450.00	D.J. Trahan.....	T69	73 72 72 77	294	12,870.00
Ricky Barnes.....	T22	69 72 74 71	286	58,592.86	Greg Chalmers.....	T48	70 71 74 75	290	17,030.00	Roger Tambellini.....	74	74 71 76 75	296	12,480.00
Carlos Franco.....	T22	72 71 71 72	286	58,592.86	Brad Faxon	T48	68 75 73 74	290	17,030.00	Rocco Mediate	75	70 75 75 77	297	12,350.00
Lucas Glover	T22	71 71 74 70	286	58,592.86	Will MacKenzie.....	T48	71 74 70 75	290	17,030.00	Tim Herron	T76	71 74 75 78	298	12,155.00
Trevor Immelman.....	T22	74 68 71 73	286	58,592.86	Aaron Baddeley.....	T51	73 72 73 73	291	15,296.67	Brandt Snedeker.....	T76	70 75 76 77	298	12,155.00
Nick Watney	T22	70 71 72 73	286	58,592.86	Zach Johnson.....	T51	71 73 73 74	291	15,296.67					
Jason Day.....	T22	73 71 69 73	286	58,592.86	Bill Lunde	T51	73 72 73 73	291	15,296.67					

The following players did not finish (C=cut, W=withdrew, DQ=disqualified)

C – 146 Kris Blanks, Jason Bohn, Alex Cejka, Matt Kuchar, Troy Matteson, Ryan Moore, Scott Piercy, Ted Purdy, Chez Reavie, John Senden, Vaughn Taylor, David Toms. 147- Michael Allen, Jonathan Byrd, Stewart Cink, Fred Couples, Brian Davis, David Duval, J.B. Holmes, Martin Laird, Derek Lamely, Cortland Lowe, David Lutterus, Jeff Maggert, George McNeill, Jeff Overton, Pat Perez, Alex Prugh, Webb Simpson, Kevin Stadler. 148- Ben Curtis, Harrison Frazer, Mathew Goggin, Fredrik Jacobson, Spencer Levin, James Nitties, Cameron Percy, Chris Riley, Josh Teater, Jimmy Walker, Charles Warren, Garrett Willis. 149- Rich Barcelo, Matt Bettencourt, James Driscoll, Sean O'Hair, Nick O'Hern, Vijay Singh, Kevin Streelman, Cameron Tringale. 150- Woody Austin, Bryce Molder, Rory Sabbatini, Jerod Turner, Boo Weekly. 151- Nathan Green, Richard S. Johnson, Adam Scott, Roland Thatcher. 152- Martin Flores, Troy Merritt. 153- Cameron Beckman, Jeff Quinney, Omar Uresti, Tiger Woods. 154- Craig Bowden, Steve Lowery, Vance Veazey. 155- Notah Begay III, Jason Dufner. 156- Nicholas Thompson. 157- Jeff Klauk. 158- Kevin Johnson, Willis Ring. 165- Jeff Peck. **W**- Parker McLachlin, Greg Kraft.

2011 Championship Summary



LUCAS GLOVER

Quail Hollow Club

Charlotte, NC

Par: 36-36 – 72

Purse: \$6,500,000

Date: May 5 – 8, 2011

Yards: 7,469

LEADERS: First Round—Bill Haas opened with an 8-under-par 64 for a stwo stroke lead over Jonathan Byrd and David Toms. Second Round—Pat Perez shot a 65 and his 12-under 132 total led Byrd and Haas by two. Lucas Glover and Phil Mickelson were three strokes back. Third Round—Byrd's 15-under 201 total is one stroke better than Perez and three ahead of Glover and Stewart Cink.

CUT: 84 players at even-par 144 from a field of 156 professionals. A second cut was made following the third round to 71 players at even-par 216.

WEATHER: Thursday: Mostly sunny and cool with a high of 68 degrees and winds SSW at 5-10 mph. Friday: Mostly cloudy and cool with late-morning thunderstorms and 71 degrees. Second-round play was suspended at 10:51 a.m. due to lightning. Play resumed at 12:12 p.m. for a 1-hour, 21 minute delay. Afternoon tee times were delayed 1 hour, 20 minutes. Saturday: Dense morning fog forced a 90-minute delay to the start of the third round with sunny skies the rest of the day and a high of 77. Sunday: Partly cloudy with temperatures reaching 80 and winds W at 8-12 mph.

PLAY-OFF: Lucas Glover def. Jonathan Byrd with a par-4 on first playoff hole (18).


WINNER: Lucas Glover, 67-68-69-69—273 (15 under-par), \$1,170,000

PLAYER	POS.	SCORE	OFFICIAL MONEY	PLAYER	POS.	SCORE	OFFICIAL MONEY	PLAYER	POS.	SCORE	OFFICIAL MONEY			
Jonathan Byrd.....	2	66 68 67 72	273	702,000.00	Edoardo Molinari.....	T28	72 71 71 68	282	44,200.00	Brendan Steele.....	T55	77 66 72 71	286	14,755.00
Rory Sabbatini	3	72 71 66 65	274	442,000.00	Tag Ridings	T28	71 69 73 69	282	44,200.00	Charles Howell III.....	T59	73 71 71 72	287	14,300.00
Bill Haas.....	4	64 70 71 70	275	312,000.00	Justin Rose.....	T28	71 73 69 69	282	44,200.00	Alex Prugh	T59	75 68 73 71	287	14,300.00
Kevin Na.....	5	69 69 67 71	276	260,000.00	Jason Bohn.....	T33	71 67 75 70	283	30,170.84	Cameron Tringale	T59	70 72 72 73	287	14,300.00
Bobby Gates.....	T6	69 70 69 69	277	217,750.00	J.J. Henry	T33	73 71 70 69	283	30,170.84	Martin Kaymer.....	T62	70 71 73 74	288	13,975.00
Zach Johnson.....	T6	73 69 67 68	277	217,750.00	John Rollins.....	T33	73 68 74 68	283	30,170.84	Paul Stankowski.....	T62	75 69 70 74	288	13,975.00
Pat Perez.....	T6	67 65 70 75	277	217,750.00	D.J. Trahan.....	T33	70 73 70 70	283	30,170.84	Jarrold Lyle.....	T64	71 71 73 74	289	13,585.00
Phil Mickelson	T9	69 66 74 69	278	150,428.58	Jim Herman.....	T33	68 74 70 71	283	30,170.83	Joe Ogilvie.....	T64	72 71 71 75	289	13,585.00
Stewart Cink.....	T9	71 65 68 74	278	150,428.58	Billy Horschel	T33	73 66 73 71	283	30,170.83	Chris Stroud.....	T64	72 71 69 77	289	13,585.00
Robert Garrigus.....	T9	72 67 70 69	278	150,428.57	Kent Jones.....	T33	72 70 71 70	283	30,170.83	Michael Thompson.....	T64	73 69 70 77	289	13,585.00
Padraig Harrington.....	T9	69 72 69 68	278	150,428.57	Ryan Moore.....	T33	69 69 72 73	283	30,170.83	Ryuji Imada.....	T68	69 70 76 75	290	13,130.00
J.B. Holmes.....	T9	70 72 65 71	278	150,428.57	Jeff Overton.....	T33	70 71 71 71	283	30,170.83	Jimmy Walker.....	T68	75 69 71 75	290	13,130.00
Carl Pettersson.....	T9	66 68 72 70	278	150,428.57	John Senden.....	T33	74 64 72 73	283	30,170.83	Gary Woodland.....	T68	72 71 68 79	290	13,130.00
Vijay Singh	T9	68 68 73 69	278	150,428.57	Bo Van Pelt	T33	71 67 72 73	283	30,170.83	Richard S. Johnson.....	71	74 69 73 77	293	12,870.00
Brian Davis	T16	70 67 69 73	279	97,500.00	Johnson Wagner	T33	73 71 68 71	283	30,170.83	Bill Lunde.....	T72	73 71 73	217	12,545.00
Rickie Fowler	T16	68 72 68 71	279	97,500.00	Chez Reavie.....	T45	69 73 73 69	284	20,150.00	David Mathis	T72	73 69 75	217	12,545.00
Davis Love III.....	T16	70 69 68 72	279	97,500.00	Kyle Stanley.....	T45	72 71 69 72	284	20,150.00	Heath Slocum.....	T72	73 70 74	217	12,545.00
Hunter Mahan.....	T16	72 70 67 70	279	97,500.00	Boo Weekley.....	T45	71 72 71 70	284	20,150.00	Scott Stallings	T72	70 74 73	217	12,545.00
Andres Romero.....	T16	71 67 67 74	279	97,500.00	Mathew Goggin	T48	70 74 72 69	285	16,157.15	Arjun Atwal.....	76	72 71 75	218	12,220.00
Matt Jones.....	T21	70 69 69 72	280	72,800.00	Marc Leishman.....	T48	73 71 71 70	285	16,157.15	Scott Gutschewski.....	T77	71 73 75	219	12,025.00
Steve Marino	T21	70 67 71 72	280	72,800.00	Robert Allenby.....	T48	72 71 69 73	285	16,157.14	Bio Kim.....	T77	73 71 75	219	12,025.00
Webb Simpson.....	T21	70 67 74 69	280	72,800.00	Alex Cejka.....	T48	71 68 70 76	285	16,157.14	George McNeill.....	79	73 71 76	220	11,830.00
Jim Furyk.....	T24	72 72 69 68	281	55,412.50	Brendon de Jonge.....	T48	75 68 71 71	285	16,157.14	Hunter Haas.....	T80	72 72 77	221	11,635.00
Tim Herron.....	T24	70 69 73 69	281	55,412.50	Charles Warren.....	T48	72 68 73 72	285	16,157.14	Michael Putnam.....	T80	71 73 77	221	11,635.00
Trevor Immelman.....	T24	73 70 71 67	281	55,412.50	Bubba Watson	T48	72 68 73 72	285	16,157.14	Chad Campbell.....	T82	71 71 80	222	11,310.00
David Toms.....	T24	66 72 71 72	281	55,412.50	James Driscoll.....	T55	74 69 71 72	286	14,755.00	Nathan Green	T82	73 71 78	222	11,310.00
Steven Bowditch	T28	71 68 72 71	282	44,200.00	Brandt Jobe.....	T55	69 73 73 71	286	14,755.00	Anthony Kim.....	T82	70 74 78	222	11,310.00
Sergio Garcia.....	T28	69 69 74 70	282	44,200.00	Billy Mayfair.....	T55	69 72 74 70	286	14,755.00					

The following players did not finish (C=cut, W=withdrew, DQ=disqualified)

C – 145- Stuart Appleby, Kevin Chappell, Chad Collins, Michael Connell, Ben Curtis, Joe Durant, Steve Flesch, Fabian Gomez, Robert Karlsson, Ben Martin, William McGirt, Kevin Sutherland, Vaughn Taylor, Peter Tomasulo, Fredrik Jacobsen, Marc Turnesa. 146- Joseph Bramlett, Paul Casey, Josh Teater, Rocco Mediate, Martin Laird, Paul Goydos, Charley Hoffman, Sunghoon Kang, Cameron Beckman, Keegan Bradley, Greg Chalmers. 147- Kris Blanks, Tommy Gainey, Troy Matteson, Rory McIlroy, Zack Miller, Jhonattan Vegas, Sam Saunders. 148- Bryce Molder, J.P. Hayes, David Duval, Rich Beem, Blake Adams. 149- Tim Petrovic, D.A. Points, Troy Merritt, Camilo Villegas, Willie Wood, Lanto Griffin. 150- Mark Wilson, Jim Renner, Chris DiMarco, Chris Kirk. 151- Derek Lamely, Dustin Johnson, D.J. Brigman, Henrik Stenson, Nick Watney, Dean Wilson, Jeff Maggert, Brad Faxon. 152- Justin Hicks. 153- Kevin Kisner, Colt Knost, Garrett Willis, Shaun Micheel. 154- Bryan Bigley. 155- Jeff Klauk, David Hearn. 156- Daniel Summerhays. 158- Todd Camplin. W- Matt Bettencourt.

2012 Championship Summary



RICKIE FOWLER

Quail Hollow Club

Charlotte, NC

Par: 36-36 – 72

Purse: \$6,500,000

Date: May 3 – 6, 2012

Yards: 7,444

LEADERS: First Round—Ryan Moore, Stewart Cink, and Webb Simpson all opened with a 7-under-par 65 for a one-stroke lead over Rickie Fowler and four others. Second Round—Nick Watney shot a 64 and his 12-under-par total led Simpson by one and four others by two. Fowler trailed by six. Third Round—Simpson's 14-under 202 total was one stroke better than Moore and D.A. Points. Rory McIlroy and Watney trailed by two and Fowler by three.

CUT: 74 players at 1-under-par 143 from a field of 156 professionals.

WEATHER: Thursday: Sunny and warm with a high of 89 degrees. Winds SW 8-12 mph. Friday: Partly cloudy with a high of 85 degrees. WSW winds 5-10 mph. Saturday: Partly cloudy with a high of 86 degrees. W winds 5-10 mph. Sunday: Mostly cloudy turning to partly cloudy in the afternoon with a high of 79 degrees. NE winds 10-15 mph.

PLAY-OFF: Rickie Fowler def. Rory McIlroy and D.A. Points with a birdie-3 on the first playoff hole (18).


WINNER: Rickie Fowler, 66-72-67-69—274 (14 under-par), \$1,170,000

PLAYER	POS.	SCORE	OFFICIAL MONEY	PLAYER	POS.	SCORE	OFFICIAL MONEY	PLAYER	POS.	SCORE	OFFICIAL MONEY			
Rory McIlroy.....	T2	70-68-66-70	274	572,000.00	Will Claxton.....	T26	71-72-70-69	282	47,125.00	Jeff Overton.....	T48	68-71-70-77	286	16,536.00
D.A. Points.....	T2	66-68-69-71	274	572,000.00	Kevin Stadler.....	T26	68-74-70-70	282	47,125.00	Hunter Mahan.....	T53	73-68-75-71	287	15,047.50
Webb Simpson.....	4	65-68-69-73	275	312,000.00	Sunghoon Kang.....	T26	71-70-70-71	282	47,125.00	Ryuji Imada.....	T53	69-72-72-74	287	15,047.50
Lee Westwood.....	T5	71-72-68-66	277	237,250.00	Martin Laird.....	T26	72-70-69-71	282	47,125.00	Kevin Chappell.....	T53	72-71-71-73	287	15,047.50
Ben Curtis.....	T5	69-70-71-67	277	237,250.00	Phil Mickelson.....	T26	71-72-68-71	283	47,125.00	Tom Gillis.....	T53	73-68-69-77	287	15,047.50
Ryan Moore.....	T5	65-70-68-75	277	237,250.00	Ken Duke.....	T32	72-71-72-68	283	34,450.00	Gary Christian.....	T57	73-70-74-71	288	14,235.00
Nick Watney.....	8	68-64-72-74	278	201,500.00	Josh Teater.....	T32	69-73-71-70	283	34,450.00	Sang-Moon Bae.....	T57	69-69-77-73	288	14,235.00
Jonathan Byrd.....	T9	69-69-72-69	279	156,000.00	Roberto Castro.....	T32	68-72-72-71	283	34,450.00	Chris Kirk.....	T57	75-67-73-73	288	14,235.00
James Driscoll.....	T9	71-70-69-69	279	156,000.00	Heath Slocum.....	T32	69-67-75-72	283	34,450.00	J.J. Henry.....	T57	73-69-71-75	288	14,235.00
Jason Day.....	T9	70-70-69-70	279	156,000.00	Billy Mayfair.....	T32	67-71-73-72	283	34,450.00	Andres Romero.....	T57	70-71-73-74	288	14,235.00
Brian Davis.....	T9	66-74-69-70	279	156,000.00	Spencer Levin.....	T32	72-68-70-73	283	34,450.00	Brian Harman.....	T57	67-74-72-75	288	14,235.00
Seung-Yul Noh.....	T9	68-70-70-71	279	156,000.00	Camilo Villegas.....	T32	71-70-69-73	283	34,450.00	Cameron Tringale.....	T57	69-74-70-75	288	14,235.00
Jonas Blixt.....	T9	68-73-67-71	279	156,000.00	Pat Reed.....	T32	66-74-69-74	283	34,450.00	J.B. Holmes.....	T57	71-71-69-77	288	14,235.00
Sean O'Hair.....	T15	72-69-69-70	280	100,750.00	Chad Campbell.....	T40	72-71-72-69	284	24,700.00	David Hearn.....	T65	70-72-76-71	289	13,455.00
David Toms.....	T15	74-65-70-71	280	100,750.00	John Merrick.....	T40	70-68-74-72	284	24,700.00	Aaron Baddeley.....	T65	69-73-75-72	289	13,455.00
Robert Garrigus.....	T15	69-72-68-71	280	100,750.00	Rocco Mediate.....	T40	68-69-75-72	284	24,700.00	Marc Leishman.....	T65	75-67-74-73	289	13,455.00
George McNeill.....	T15	70-68-68-75	280	100,750.00	Brendon de Jonge.....	T40	67-73-72-72	284	24,700.00	Johnson Wagner.....	T65	71-66-74-78	289	13,455.00
John Senden.....	T15	66-68-72-74	280	100,750.00	Tommy Gainey.....	T40	68-72-69-75	284	24,700.00	Zach Johnson.....	T69	70-71-77-72	290	13,000.00
Stewart Cink.....	T15	65-69-71-75	280	100,750.00	Richard H. Lee.....	T40	70-69-69-76	284	24,700.00	Brandt Jobe.....	T69	72-70-72-75	290	13,000.00
Arjun Atwal.....	T21	68-69-75-69	281	67,600.00	Troy Matteson.....	T46	74-69-70-72	285	19,500.00	Kyle Reifers.....	T69	70-72-69-79	290	13,000.00
Hunter Haas.....	T21	68-68-75-70	281	67,600.00	Carl Pettersson.....	T46	69-72-70-74	285	19,500.00	Gavin Coles.....	72	72-71-75-74	292	12,740.00
Martin Flores.....	T21	68-70-71-72	281	67,600.00	Jimmy Walker.....	T48	69-73-73-71	286	16,536.00	Alexandre Rocha.....	73	68-75-73-77	293	12,610.00
Ben Crane.....	T21	70-64-73-74	281	67,600.00	Brendan Steele.....	T48	71-72-71-72	286	16,536.00	Harris English.....	74	70-72-77-75	294	12,480.00
Geoff Ogilvy.....	T21	71-70-65-75	281	67,600.00	Dicky Pride.....	T48	69-72-73-72	286	16,536.00					
Jim Furyk.....	T26	71-71-71-69	282	47,125.00	Robert Karlsson.....	T48	71-67-73-75	286	16,536.00					

The following players did not finish (C=cut, W=withdrew, DQ=disqualified)

C – 144- Chris Couch, Jhonattan Vegas, Angel Cabrera, Matt Bettencourt, Henrik Stenson, Mike Weir, Tiger Woods, Mathew Goggin, Greg Owen, Patrick Sheehan, Pat Perez, Marco Dawson, Charlie Wi, Chris Stroud, Trevor Immelman, Nathan Green, Garth Mulroy, Kevin Kisner. **145-** Michael Thompson, Vijay Singh, Scott Brown, Ted Potter Jr., Kyle Thompson, David Mathis, Steve Flesch, J.J. Killeen, Stuart Appleby, Bill Haas, Kyle Stanley, Colt Knost, Steve Wheatcroft. **146-** Stephen Gangluff, Chez Reavie, Keegan Bradley, Joe Ogilvie. **147-** Blake Adams, Stephen Ames, Retief Goosen, Robert Allenby, John Huh, William McGirt, Jamie Lovemark. **148-** Hank Kuehne, Vaughn Taylor, Edward Loar, Daniel Summerhays, Rory Sabbatini, Tim Clark, Lucas Glover, Kris Blanks. **149-** Jason Bohn, Marco Dawson, Brendon Todd, Tommy Biershenk, Jeff Maggert, Bill Lunde, Derek Lamely, Kevin Na. **150-** Mark Wilson, Cameron Beckman, Erik Compton, Mark Anderson, David Duval, Russell Knox, Charles Howell, Miguel Angel Carballo, Jason Kokrak. **151-** Bobby Gates, Scott Stallings, Tom Pernice Jr. **152-** Billy Hurley III, Frank Adams III. **153-** Rick Lewallen, Nick Flanagan. **154-** Nick O'Hern. **155-** Bryan Bigley. **148-** Scott Dunlap. **W-** Troy Kelly, Bo Van Pelt, Charlie Beljan, Anthony Kim, D.J. Trahan.

2013 Championship Summary



DEREK ERNST

Quail Hollow Club

Charlotte, NC

Par: 36-36 – 72

LEADERS: First Round—Rory McIlroy, Ryan Moore, Nick Watney, Nate Smith, Robert Garrigus, Derek Ernst and Daniel Summerhays open with 5-under-par 67s. Second Round—Phil Mickelson shoots a 5-under 67 and his 9-under-par total led Scott Gardiner, George McNeill and Watney by two strokes. Ernst trailed by three. Third Round—Mickelson adds a 73 and is tied with Watney at 8-under. McNeill trailed by one while Ernst and David Lynn were two strokes back.

CUT: 84 players at 2-over 146 from a field of 156 professionals. 72 players made the 54-hole cut at 4-over 220.

Purse: \$6,700,000

Date: May 2 – 5, 2013

Yards: 7,492

WEATHER: Thursday: Cloudy with a high of 67.

Winds NE at 10-15 mph. Friday: Cloudy with an afternoon high of 67. Winds ENE at 10-15 mph with gusts to 25 mph. Saturday: Cloudy with a high of 62. Winds NNE at 10-15 mph. Sunday: Cloudy, breezy and cooler with showers and a high of 59. Winds ENE at 15-20 mph, gusting to 30 mph. Due to threat of inclement weather, final-round tee times took place between 6:45-8:46 a.m. in threesomes of Nos.1 and 10.

PLAY-OFF: Derek Ernst def. David Lynn with a par-4 on first playoff hole (18).


WINNER: Derek Ernst, 67-71-72-70—280 (8 under-par), \$1,206,000

PLAYER	POS.	SCORE	OFFICIAL MONEY	PLAYER	POS.	SCORE	OFFICIAL MONEY	PLAYER	POS.	SCORE	OFFICIAL MONEY
David Lynn	2	71 68 71 70 280	723,600.00	Robert Allenby	T27	76 70 71 70 287	47,570.00	Dicky Pride	T58	71 71 75 75 292	14,874.00
Phil Mickelson	3	68 67 73 73 281	455,600.00	Lucas Glover	T27	68 71 73 75 287	47,570.00	Boo Weekley	T58	68 75 77 72 292	14,874.00
Lee Westwood	T4	70 68 72 72 282	294,800.00	Jordan Spieth	T32	69 71 75 73 288	37,073.34	Trevor Immelman	T58	70 72 78 72 292	14,874.00
Robert Karlsson	T4	69 72 69 72 282	294,800.00	Josh Teater	T32	72 73 71 72 288	37,073.34	Steve Marino	T61	71 72 73 77 293	14,405.00
Kyle Stanley	T6	74 68 73 68 283	216,912.50	Webb Simpson	T32	70 74 71 73 288	37,073.33	Gary Woodland	T61	70 73 74 76 293	14,405.00
Bo Van Pelt	T6	74 70 68 71 283	216,912.50	Ted Potter, Jr.	T32	71 70 75 72 288	37,073.33	Steven Bowditch	T61	69 76 73 75 293	14,405.00
Kevin Streelman	T6	68 72 71 72 283	216,912.50	Pat Perez	T32	76 69 72 71 288	37,073.33	Will Claxton	T61	73 73 73 74 293	14,405.00
Ryan Moore	T6	67 75 68 73 283	216,912.50	Patrick Reed	T32	70 74 73 71 288	37,073.33	Zach Johnson	T65	68 72 77 77 294	13,936.00
Ross Fisher	T10	70 71 73 70 284	148,516.67	James Driscoll	T38	70 72 73 74 289	28,810.00	Roberto Castro	T65	71 73 74 76 294	13,936.00
Charles Howell III	T10	72 72 69 71 284	148,516.67	Martin Flores	T38	73 71 72 73 289	28,810.00	Hunter Haas	T65	75 71 73 75 294	13,936.00
Vaughn Taylor	T10	70 72 71 71 284	148,516.67	Bud Cauley	T38	70 73 73 73 289	28,810.00	Casey Wittenberg	T68	73 71 74 77 295	13,534.00
Rory McIlroy	T10	67 71 73 73 284	148,516.67	Geoff Ogilvy	T38	74 72 71 72 289	28,810.00	Matteo Manassero	T68	71 75 73 76 295	13,534.00
Brian Harman	T10	70 70 71 73 284	148,516.66	Scott Brown	T38	74 71 75 69 289	28,810.00	Brad Fritsch	T68	71 72 77 75 295	13,534.00
Nick Watney	T10	67 70 71 76 284	148,516.66	Daniel Summerhays	T43	67 73 75 75 290	20,904.00	Angel Cabrera	71	73 69 75 80 297	13,266.00
Luke List	T16	71 75 71 68 285	97,150.00	Lee Williams	T43	73 71 71 75 290	20,904.00	Luke Guthrie	72	74 69 75 84 302	13,132.00
Henrik Norlander	T16	74 70 69 72 285	97,150.00	Richard H. Lee	T43	73 70 72 75 290	20,904.00	Kevin Sutherland	T73	73 73 75 221	12,596.00
D.H. Lee	T16	72 71 69 73 285	97,150.00	David Hearn	T43	69 72 75 74 290	20,904.00	Matt Jones	T73	73 73 75 221	12,596.00
Sergio Garcia	T16	72 68 72 73 285	97,150.00	Russell Henley	T43	69 71 73 77 290	20,904.00	Doug LaBelle II	T73	74 72 75 221	12,596.00
D.A. Points	T16	71 69 71 74 285	97,150.00	Rod Pampling	T43	69 69 74 78 290	20,904.00	Hunter Mahan	T73	73 72 76 221	12,596.00
George McNeill	T16	69 68 72 76 285	97,150.00	Brendon de Jonge	T43	74 71 72 73 290	20,904.00	Mike Weir	T73	72 73 76 221	12,596.00
John Rollins	T22	69 74 72 71 286	64,320.00	Chris Kirk	T50	72 71 72 76 291	15,828.75	Rickie Fowler	T73	72 72 77 221	12,596.00
Jimmy Walker	T22	71 72 73 70 286	64,320.00	Peter Tomasulo	T50	71 73 72 75 291	15,828.75	Kevin Stadler	T73	73 71 77 221	12,596.00
Scott Gardiner	T22	70 67 76 73 286	64,320.00	Ryo Ishikawa	T50	73 73 71 74 291	15,828.75	Chris Stroud	T80	71 75 76 222	11,926.00
John Merrick	T22	74 71 68 73 286	64,320.00	Stuart Appleby	T50	71 71 75 74 291	15,828.75	Jonathan Byrd	T80	72 73 77 222	11,926.00
John Senden	T22	70 73 67 76 286	64,320.00	Jason Kokrak	T50	68 70 73 80 291	15,828.75	Kevin Chappell	T80	73 71 78 222	11,926.00
Robert Garrigus	T27	67 72 75 73 287	47,570.00	James Hahn	T50	72 74 72 73 291	15,828.75	Justin Hicks	83	74 72 78 224	11,658.00
Brian Davis	T27	72 74 69 72 287	47,570.00	Nate Smith	T50	67 74 77 73 291	15,828.75				
Shawn Stefani	T27	69 73 72 73 287	47,570.00	Tommy Gainey	T50	74 72 73 72 291	15,828.75				

The following players did not finish (C=cut, W=withdrew, DQ=disqualified)

Cut – 147- Nicolas Colsaerts, Scott Langley, Jesper Parnevik, Martin Laird, Sean O'Hair, Rory Sabbatini, John Huh, Tag Ridings, Colt Knost, David Lingmerth, Chez Reavie, Brandt Jobe, Michael Letzig, Bobby Gates. 148- Troy Matteson, Neal Lancaster, Bubba Watson, Jason Bohn, Joey Snyder III, Jack Fields, Andres Gonzales, Martin Kaymer, Andrew Svoboda, Donald Constable, Jeff Gove, Jim Herman. 149- Fabian Gomez, Chad Campbell, Brendan Steele, Jeff Maggert, Tom Gillis, Andres Romero, Camilo Villegas, Cameron Percy, Charles Frost, Morgan Hoffmann, Joe Ogilvie, Seung-Yul Noh, Bill Haas, Johnson Wagner, J.J. Henry, Wes Short, Jr., Robert Streb, Darron Stiles, Joey McLister, Kelly Mitchum, John Peterson. 150- Ben Curtis, Ken Duke, Aaron Watkins, Jerry Kelly, Scott Stallings, Michael Bradley. 151- Ricky Barnes, Scott Verplank, David Mathis. 152- Henrik Stenson, Ben Kohles, Cameron Tringale, Alistair Presnell, Erik Compton, Jonas Blixt, Steve LeBrun, Justin Bolli, Eric Meierdierks. 153- Brian Stuard, Nicholas Thompson, Charlie Beljan, Jin Park, Stephen Ames. 154- Paul Haley II. 155- Padraig Harrington, Greg Owen

2014 Championship Summary



Quail Hollow Club

Charlotte, NC

Par: 36-36 – 72

Purse: \$6,900,000

Date: May 1 – 4, 2014

Yards: 7,562

LEADERS: First Round—Angel Cabrera opens with 6-under 66. Phil Mickelson, Martin Flores trail by one. Second Round—Cabrera and Flores are tied at 9-under 135. Justin Rose is one stroke back and Shawn Stefani is two back. Third Round—J.B. Holmes shoots 6-under 66 for a 13-under 203 total. Flores is one back and Mickelson shoots a 63 to trail by two at 11 under.

CUT: 73 players at 1-over 145 from a field of 156 professionals.

WEATHER: Thursday: Mostly cloudy and breezy with a high of 76 degrees. Friday: Mostly cloudy with highs in the lower 70s. Saturday: Sunny with highs in the mid-70s winds 6-12 mph. Sunday: Sunny and warm with highs in the mid-80s, winds 10-18 mph.

WINNER: J.B. Holmes, 70-67-66-71—274 (-14), \$1,242,000

PLAYER	POS.	SCORE	OFFICIAL MONEY	PLAYER	POS.	SCORE	OFFICIAL MONEY	PLAYER	POS.	SCORE	OFFICIAL MONEY			
Jim Furyk.....	2	72-69-69-65	275	745,200.00	Robert Streb.....	T23	71-69-71-73	284	58,157.14	Ted Potter, Jr.	T50	72-73-74-69	288	16,642.80
Martin Flores.....	3	67-68-69-72	276	469,200.00	Wes Roach.....	T23	71-71-69-73	284	58,157.14	Hunter Mahan.....	T50	72-73-72-71	288	16,642.80
Jason Bohn.....	4	73-67-67-70	277	331,200.00	John Merrick.....	T23	71-70-70-73	284	58,157.14	Retief Goosen.....	T50	70-70-74-74	288	16,642.80
Justin Rose.....	5	69-67-71-71	278	276,000.00	Mark Wilson.....	T23	72-72-66-74	284	58,157.14	Ben Martin.....	T50	71-73-69-75	288	16,642.80
Brendon de Jonge.....	T6	80-62-68-69	279	239,775.00	Scott Brown.....	T30	71-73-70-71	285	40,106.25	Danny Lee.....	T50	71-71-70-76	288	16,642.80
Kevin Kisner.....	T6	72-66-68-73	279	239,775.00	Brendan Steele.....	T30	72-72-69-72	285	40,106.25	Robert Allenby.....	T55	73-72-73-71	289	15,801.00
Rory Sabbatini.....	T8	74-68-71-67	280	200,100.00	Martin Laird.....	T30	69-70-73-73	285	40,106.25	Daniel Summerhays.....	T55	70-72-72-75	289	15,801.00
Roberto Castro.....	T8	71-70-69-70	280	200,100.00	Chris Kirk.....	T30	71-70-71-73	285	40,106.25	Josh Teater.....	T57	72-73-75-70	290	15,456.00
Rory McIlroy.....	T8	69-76-65-70	280	200,100.00	Vijay Singh.....	T30	69-72-71-73	285	40,106.25	Will Wilcox.....	T57	71-72-73-74	290	15,456.00
Kevin Chappell.....	T11	73-70-70-68	281	158,700.00	Ricky Barnes.....	T30	72-72-68-73	285	40,106.25	Mike Weir.....	T57	72-71-70-77	290	15,456.00
Michael Thompson.....	T11	71-69-69-72	281	158,700.00	Derek Ernst.....	T30	73-68-70-74	285	40,106.25	Cameron Tringale.....	T60	74-68-79-70	291	14,904.00
Phil Mickelson.....	T11	67-75-63-76	281	158,700.00	Angel Cabrera.....	T30	66-69-75-75	285	40,106.25	Brian Davis.....	T60	74-71-75-71	291	14,904.00
Kevin Streelman.....	T14	72-69-71-70	282	120,750.00	Rickie Fowler.....	T38	74-71-74-67	286	28,980.00	Kyle Stanley.....	T60	74-71-75-71	291	14,904.00
Zach Johnson.....	T14	71-70-69-72	282	120,750.00	Sang-Moon Bae.....	T38	72-71-71-72	286	28,980.00	Heath Slocum.....	T60	77-68-74-72	291	14,904.00
Geoff Ogilvy.....	T14	72-67-70-73	282	120,750.00	Hideki Matsuyama.....	T38	69-72-72-73	286	28,980.00	Michael Putnam.....	T60	73-69-72-77	291	14,904.00
Jonathan Byrd.....	T14	68-71-70-73	282	120,750.00	Scott Langley.....	T38	70-71-71-74	286	28,980.00	Brian Harman.....	T65	70-74-78-70	292	14,352.00
Ryan Moore.....	T18	70-71-76-66	283	89,976.00	Bud Cauley.....	T38	71-71-70-74	286	28,980.00	Kevin Tway.....	T65	73-72-75-72	292	14,352.00
Gary Woodland.....	T18	71-72-68-72	283	89,976.00	Webb Simpson.....	T38	68-73-70-75	286	28,980.00	Davis Love III.....	T65	75-68-74-75	292	14,352.00
Charles Howell III.....	T18	69-71-70-73	283	89,976.00	David Hearn.....	T44	70-74-71-72	287	20,861.00	Johnson Wagner.....	68	75-70-73-75	293	14,076.00
Kevin Na.....	T18	69-72-69-73	283	89,976.00	Bill Haas.....	T44	75-70-70-72	287	20,861.00	Justin Hicks.....	T69	74-71-74-76	295	13,800.00
Martin Kaymer.....	T18	69-69-70-75	283	89,976.00	Andrew Svoboda.....	T44	72-72-69-74	287	20,861.00	Jim Renner.....	T69	71-74-74-76	295	13,800.00
Jason Kokrak.....	T23	75-68-73-68	284	58,157.15	Shawn Stefani.....	T44	69-68-75-75	287	20,861.00	Carl Pettersson.....	T69	73-71-74-77	295	13,800.00
Y.E. Yang.....	T23	73-72-71-68	284	58,157.15	Pat Perez.....	T44	73-71-66-77	287	20,861.00	Bronson La'Cassie.....	72	71-73-77-75	296	13,524.00
Stewart Cink.....	T23	68-70-74-72	284	58,157.14	Ernie Els.....	T44	76-67-67-77	287	20,861.00	Jim Herman.....	73	76-68-72-81	297	13,386.00

The following players did not finish (C=cut, W=withdrew, DQ=disqualified)

C – 146- Richard H. Lee, Greg Chalmers, Brian Gay, George McNeill, Jeff Overton, Jamie Lovemark, Billy Hurley III, Fielding Brewbaker, Brian Stuard, Stephen Ames, John Rollins, Jhonattan Vegas, Jonas Blixt, Scott Gardiner. 147- Bo Van Pelt, Spencer Levin, Woody Austin, Lee Westwood, Thorbjorn Olesen, Chris Stroud, Nicolas Colsaerts, James Driscoll, Chad Collins, Scott McCarron, Seung-Yul Noh, Lee Williams, Andrew Loupe. 148- David Lingmerth, Ben Crane, D.H. Lee, Joe Ogilvie, John Peterson, Troy Merritt, Peter Malnati, D.A. Points, Jimmy Walker, Darren Clarke, Brendon Todd, Nick Watney, Nicholas Thompson, Robert Karlsson. 149- Steve Marino, Will MacKenzie, Stuart Appleby, Ben Curtis, Scott Stallings, Trevor Immelman, Tim Wilkinson, Dustin Bray, Lucas Glover, Harrison Frazar, Jason Gore, Morgan Hoffmann, Jamie Donaldson. 150- K.J. Choi, Andres Romero, Padraig Harrington, Harold Varner III, Gonzalo Fdez-Castano, Brice Garnett, Charlie Beljan, Charlie Wi, Hudson Swafford, Kevin Foley, Hunter Green. 151- Sean O'Hair, Russell Henley, Rod Perry, Matt Jones. 152- Tommy Gainey, Tyrone VanAswegen, Camilo Villegas. 153- J.J. Henry, Frank Lickliter II, Kelly Mitchum, Chesson Hadley, Troy Matteson. 154- Paul Goydos. 155- William McGirt, James Hahn. 159- Ben Kohles. **WD**– Peter Hanson, Brad Fritsch.

2015 Championship Summary



RORY MCILROY

Quail Hollow Club

Charlotte, NC

Par: 36-36 – 72

Purse: \$6,900,000

Date: May 1 – 4, 2014

Yards: 7,562

LEADERS: First Round—Robert Streb opens with 7-under-par 65 to lead Kevin Chappell and Patrick Reed by one stroke. Second Round—Streb and Webb Simpson are both 10-under 134 and share a two-shot lead over Rodgers and Martin Flores. Third Round—Rory McIlroy shoots a course record 61 and his 18-under 198 total is good for a four-stroke lead over Simpson.

CUT: 36 Holes: 81 players at even-par 144 from a field of 156 professionals. 54 Holes: 73 players at even-par 216.

WEATHER: Thursday: Sunny, with a high of 79. Variable wind at 6-12 mph. Friday: Partly cloudy, with a high of 79. Wind variable a 6-12 mph. Saturday: SSW wind at 7-12 mph. Partly cloudy, with a high of 85. Sunday: Mostly cloudy, with highs in upper-80s. Wind SW at 6-12 mph.

WINNER: Rory McIlroy, 70-67-61-69—267 (-21), \$1,278,000

PLAYER	POS.	SCORE	OFFICIAL MONEY	PLAYER	POS.	SCORE	OFFICIAL MONEY	PLAYER	POS.	SCORE	OFFICIAL MONEY			
Patrick Rodgers.....	T2	68-68-70-68	274	624,800.00	Morgan Hoffmann.....	T28	72-70-72-69	283	43,310.00	Aaron Baddeley.....	T55	74-70-70-72	286	16,188.00
Webb Simpson.....	T2	67-67-68-72	274	624,800.00	George McNeill.....	T28	69-69-75-70	283	43,310.00	Jason Gore.....	T55	70-71-72-73	286	16,188.00
Gary Woodland.....	T4	70-71-68-67	276	293,466.67	Steven Alker.....	T28	69-72-72-70	283	43,310.00	Henrik Stenson.....	T58	72-71-73-71	287	15,407.00
Phil Mickelson.....	T4	71-66-71-68	276	293,466.67	Ricky Barnes.....	T28	67-73-72-71	283	43,310.00	Andres Gonzales.....	T58	72-71-73-71	287	15,407.00
Robert Streb.....	T4	65-69-71-71	276	293,466.66	Michael Thompson.....	T28	67-71-73-72	283	43,310.00	Alex Cejka.....	T58	71-70-74-72	287	15,407.00
Geoff Ogilvy.....	T7	69-69-71-68	277	228,975.00	Lucas Glover.....	T28	71-72-68-72	283	43,310.00	Russell Knox.....	T58	69-69-77-72	287	15,407.00
Justin Thomas.....	T7	69-73-65-70	277	228,975.00	Matt Jones.....	T28	69-70-70-74	283	43,310.00	Sangmoon Bae.....	T58	70-72-73-72	287	15,407.00
Kevin Streelman.....	T9	69-71-70-68	278	184,600.00	Daniel Berger.....	T28	71-68-70-74	283	43,310.00	Michael Putnam.....	T58	70-73-72-72	287	15,407.00
Shawn Stefani.....	T9	69-70-70-69	278	184,600.00	K.J. Choi.....	T28	68-72-69-74	283	43,310.00	Carlos Sainz Jr.....	T58	74-69-72-72	287	15,407.00
Jason Bohn.....	T9	72-68-69-69	278	184,600.00	Billy Hurley III.....	T38	67-75-73-69	284	27,690.00	Patrick Reed.....	T58	66-74-72-75	287	15,407.00
Brendan Steele.....	T9	69-69-68-72	278	184,600.00	Charles Howell III.....	T38	75-69-71-69	284	27,690.00	Colt Knost.....	T66	75-68-73-72	288	14,697.00
Danny Lee.....	T13	71-69-69-70	279	137,266.67	Steve Wheatcroft.....	T38	74-66-74-70	284	27,690.00	Scott Gutschewski.....	T66	69-70-75-74	288	14,697.00
Scott Brown.....	T13	71-68-69-71	279	137,266.67	Brian Stuard.....	T38	70-70-73-71	284	27,690.00	Chad Collins.....	T68	72-70-73-74	289	14,342.00
Jim Herman.....	T13	71-69-68-71	279	137,266.66	Kevin Kisner.....	T38	69-73-71-71	284	27,690.00	Bill Haas.....	T68	72-70-71-76	289	14,342.00
Kevin Chappell.....	T16	66-73-74-67	280	113,600.00	Mark Wilson.....	T38	71-71-71-71	284	27,690.00	Chad Campbell.....	T68	71-69-68-81	289	14,342.00
Tony Finau.....	T16	73-67-70-70	280	113,600.00	Ben Martin.....	T38	74-69-70-71	284	27,690.00	Andres Romero.....	T71	70-73-73-75	291	14,058.00
Boo Weekley.....	T16	71-70-67-72	280	113,600.00	John Merrick.....	T38	71-70-71-72	284	27,690.00	David Toms.....	T72	72-70-73-77	292	13,916.00
Carlos Ortiz.....	T19	70-71-66-74	281	99,400.00	Retief Goosen.....	T38	72-70-67-75	284	27,690.00	James Hahn.....	T73	73-71-72-77	293	13,774.00
Chesson Hadley.....	T20	67-77-70-68	282	71,621.25	Steven Bowditch.....	T47	73-71-72-69	285	18,016.25	Blake Adams.....	T74	73-71-73	217	13,561.00
Jonathan Randolph.....	T20	70-71-71-70	282	71,621.25	Ryan Moore.....	T47	71-71-73-70	285	18,016.25	Jim Renner.....	T74	72-71-74	217	13,561.00
Pat Perez.....	T20	73-71-68-70	282	71,621.25	Hunter Mahan.....	T47	70-73-72-70	285	18,016.25	John Huh.....	T76	70-74-74	218	13,206.00
Stewart Cink.....	T20	67-76-68-71	282	71,621.25	Bo Van Pelt.....	T47	70-71-72-72	285	18,016.25	Max Homa.....	T76	72-71-75	218	13,206.00
John Peterson.....	T20	71-70-70-71	282	71,621.25	Sam Saunders.....	T47	75-68-70-72	285	18,016.25	Jhonattan Vegas.....	T76	70-74-74	218	13,206.00
Hideki Matsuyama.....	T20	69-71-70-72	282	71,621.25	Martin Flores.....	T47	69-67-76-73	285	18,016.25	Freddie Jacobson.....	T79	70-74-75	219	12,851.00
Sean O'Hair.....	T20	74-69-67-72	282	71,621.25	Carl Pettersson.....	T47	68-72-72-73	285	18,016.25	Angel Cabrera.....	T79	69-74-76	219	12,851.00
Will MacKenzie.....	T20	69-68-70-75	282	71,621.25	Scott Pinckney.....	T47	76-68-66-75	285	18,016.25	John Curran.....	T81	73-71-76	220	12,638.00
William McGirt.....	T28	72-70-74-67	283	43,310.00	Martin Laird.....	T55	72-70-73-71	286	16,188.00					

The following players did not finish (C=cut, W=withdrew, DQ=disqualified)

C – 145-David Hearn, Camilo Villegas, Adam Scott, Johnson Wagner, Erik Compton, Blayne Barber, Brice Garnett, Zac Blair, J.B. Holmes, Bill Lunde, Scott Langley. 146-Charlie Beljan, Trevor Immelman, Brian Davis, Derek Ernst, Scott Stallings, Robert Allenby, Ryo Ishikawa, Derek Fathauer, Andres Echavarria, Byron Smith, David Lingmerth, Oosthuizen, Nick Taylor, Jason Kokrak, Whee Kim, Corey Connors. 147 -Nicholas Thompson, Nick Watney, Chris Stroud, Vijay Singh, Jonas Blixt, Padraig Harrington, Jeff Overton, Adam Hadwin, Luke Guthrie, Brendon de Jonge, Roger Sloan. 148-D.A. Points, Scott Piercy, Tom Gillis, Tom Hoge, Jonathan Byrd, Jim Furyk, Rory Sabbatini, Andrew Svoboda, Cameron Percy. 149-Gonzalo Fdez-Castano, Greg Owen, Heath Slocum, Matt Thompson, Andrew Putnam, Robert Karlsson, Brian Harman, Daniel Summerhays, Kelvin Day. 150-Robert Garrigus, Troy Merritt, Mike Weir, Charl Schwartzel, Tim Wilkinson, Mark Hubbard, T.J. Howe . 151-Fabian Gomez, Oscar Fraustro, Spencer Levin. 152-Ken Duke, Jarrod Lyle +8 75 77 152, Alex Prugh. 153-Kyle Reifers, Tyrone Van Aswegen, J.J. Henry. 154-Eric Axley. 156-S.J. Park, Rick Lewallen.

2016 Championship Summary



Quail Hollow Club

Charlotte, NC

Par: 36-36 – 72

Purse: \$7, 300,000

Date: May 5 – 8, 2016

Yards: 7,575

LEADERS: First Round—Andrew Loupe and Steve Wheatcroft both opened with 7-under-par 65s to lead Anirban Lahiri by one stroke. Second Round—Loupe, at 8-under 136, had a one-shot lead over Roberto Castro. Third Round—Rickie Fowler shoots a 68 for a 9-under 208 total and a one stroke lead over Castro. James Hahn and Justin Rose trail by two.

CUT: 78 players at 1-over 145 from a field of 156 professionals.

WEATHER: Thursday: Mostly cloudy with a high of 63. Wind NW at 10-15 mph with gusts up to 25 mph. Friday: Partly cloudy with a high of 63 degrees. Wind NW at 15-25 mph. Saturday: Sunny with a high of 78 degrees. Wind WSW at 10-15 mph. Sunday: Partly cloudy with a high of 85 degrees. Wind W at 10-15 mph.

WINNER: James Hahn 70-71-68-70—279 (-9), \$1,314,000

PLAYER	POS.	SCORE	OFFICIAL MONEY	PLAYER	POS.	SCORE	OFFICIAL MONEY	PLAYER	POS.	SCORE	OFFICIAL MONEY			
Roberto Castro.....	2	71-66-71-71	279	788,400.00	Robert Streb.....	T28	75-70-73-70	288	47,502.15	Alex Cejka.....	T53	70-74-75-72	291	16,589.25
Justin Rose.....	3	70-70-69-71	280	496,400.00	Robert Garrigus.....	T28	71-72-74-71	288	47,502.15	Scott Stallings.....	T53	71-74-74-72	291	16,589.25
Phil Mickelson.....	T4	69-70-76-66	281	287,437.50	Tony Finau.....	T28	74-69-74-71	288	47,502.14	J.B. Holmes.....	T53	72-72-74-73	291	16,589.25
Rory McIlroy.....	T4	73-69-73-66	281	287,437.50	Patrick Reed.....	T28	73-71-73-71	288	47,502.14	Hunter Mahan.....	T53	75-70-73-73	291	16,589.25
Andrew Loupe.....	T4	65-71-74-71	281	287,437.50	Johnson Wagner.....	T28	72-72-71-73	288	47,502.14	Jhonattan Vegas.....	T53	73-70-74-74	291	16,589.25
Rickie Fowler.....	T4	71-68-68-74	281	287,437.50	Camilo Villegas.....	T28	74-71-70-73	288	47,502.14	Matt Dobyns.....	T53	72-71-73-75	291	16,589.25
Lucas Glover.....	8	71-70-70-71	282	226,300.00	Dawie van der Walt.....	T28	67-77-69-75	288	47,502.14	Jamie Lovemark.....	T53	74-70-71-76	291	16,589.25
Danny Lee.....	T9	72-71-73-67	283	204,400.00	Sean O'Hair.....	T35	71-71-76-71	289	35,222.50	Ian Poulter.....	T61	70-74-77-71	292	15,695.00
Fabian Gomez.....	T9	75-69-69-70	283	204,400.00	Vaughn Taylor.....	T35	72-73-73-71	289	35,222.50	Scott Pinckney.....	T61	73-72-73-74	292	15,695.00
Hideki Matsuyama.....	T11	74-71-70-69	284	167,900.00	Brian Harman.....	T35	69-70-78-72	289	35,222.50	Adam Hadwin.....	T61	71-74-73-74	292	15,695.00
Chesson Hadley.....	T11	71-67-76-70	284	167,900.00	Boo Weekley.....	T35	69-73-75-72	289	35,222.50	Emiliano Grillo.....	T61	74-71-71-76	292	15,695.00
Tim Wilkinson.....	T11	68-73-70-73	284	167,900.00	Chris Stroud.....	T35	70-72-75-72	289	35,222.50	Martin Laird.....	T65	69-76-77-71	293	15,111.00
Daniel Summerhays.....	T14	69-75-71-70	285	131,400.00	Mark Hubbard.....	T35	70-68-76-75	289	35,222.50	Jeff Overton.....	T65	71-71-77-74	293	15,111.00
Brendan Steele.....	T14	71-70-72-72	285	131,400.00	Jason Gore.....	T41	72-70-83-65	290	22,642.17	Carlos Ortiz.....	T65	71-74-74-74	293	15,111.00
Retief Goosen.....	T14	69-72-71-73	285	131,400.00	Martin Kaymer.....	T41	71-73-77-69	290	22,642.17	Erik Compton.....	T65	70-74-73-76	293	15,111.00
David Lingmerth.....	T17	71-71-76-68	286	95,525.72	Derek Ernst.....	T41	71-73-75-71	290	22,642.17	Ernie Els.....	T69	74-69-78-73	294	14,673.00
William McGirt.....	T17	70-74-74-68	286	95,525.72	Colt Knost.....	T41	73-68-76-73	290	22,642.17	Michael Kim.....	T69	73-70-77-74	294	14,673.00
Harris English.....	T17	71-71-74-70	286	95,525.72	Kyle Reifers.....	T41	72-72-73-73	290	22,642.17	Rob Oppenheim.....	T71	71-73-79-72	295	14,089.00
Francesco Molinari.....	T17	72-70-73-71	286	95,525.71	Kevin Chappell.....	T41	67-74-74-75	290	22,642.17	Henrik Norlander.....	T71	72-71-79-73	295	14,089.00
Adam Scott.....	T17	73-70-72-71	286	95,525.71	Steve Wheatcroft.....	T41	65-74-76-75	290	22,642.17	Luke Donald.....	T71	76-69-77-73	295	14,089.00
John Senden.....	T17	68-72-73-73	286	95,525.71	Cameron Tringale.....	T41	72-70-73-75	290	22,642.17	Trevor Immelman.....	T71	72-73-77-73	295	14,089.00
Daniel Berger.....	T17	68-71-74-73	286	95,525.71	Anirban Lahiri.....	T41	66-77-72-75	290	22,642.16	David Toms.....	T71	72-73-75-75	295	14,089.00
Harold Varner III.....	T24	72-69-74-72	287	62,232.50	Tom Hoge.....	T41	73-72-70-75	290	22,642.16	Brett Stegmaier.....	T71	72-72-73-78	295	14,089.00
Patton Kizzire.....	T24	72-69-74-72	287	62,232.50	Paul Casey.....	T41	70-71-72-77	290	22,642.16	Vijay Singh.....	T77	73-72-77-74	296	13,505.00
Gary Woodland.....	T24	72-72-71-72	287	62,232.50	Martin Piller.....	T41	69-72-72-77	290	22,642.16	Graham DeLaet.....	T77	71-71-76-78	296	13,505.00
Scott Langley.....	T24	70-69-71-77	287	62,232.50	Angel Cabrera.....	T53	73-72-74-72	291	16,589.25					

The following players did not finish (C=cut, W=withdrew, DQ=disqualified)

C – 146- Greg Owen, Ricky Barnes, Ollie Schniederjans, Kevin Streelman, Mark Wilson, Tyrone Van Aswegen, Thomas Aiken. 147- Sung Kang, Stuart Appleby, Henrik Stenson, Steven Bowditch, Ryan Moore, Bill Haas, Shane Lowry, Kevin Kisner, David Hearn, Sam Saunders, D.A. Points, Will MacKenzie, Chad Collins, Kyle Stanley, Ben Martin, Brendon Todd, Patrick Rodgers, Bryson DeChambeau, George McNeill, Luke List. 148- Andres Gonzales, Charles Howell III, Blayne Barber, Nick Taylor, Jason Bohn, Jonas Blixt, Jason Kokrak, Byeong-Hun An, Scott Brown, Si Woo Kim, Justin Thomas, Jim Furyk, Cameron Smith, Brendon de Jonge, Corey Nagy, Bronson Burgoon. 149- Peter Malnati, Jim Herman, Webb Simpson, Ben Crane, Kelly Kraft, Ethan Tracy, Matt Jones, Brian Stuard, Jamie Donaldson, Bud Cauley. 150- Kelly Mitchum, Bobby Wyatt, D.H. Lee. 151- Justin Hicks, Chad Campbell, Shawn Stefani, Whee Kim, Steve Marino, Spencer Levin, Padraig Harrington, Geoff Ogilvy, Will Wilcox. 152- Robert Allenby, Tyler Aldridge, Morgan Hoffmann. 153- Matt Every, Mackenzie Hughes, Michael Thompson. 156- Derek Fathauer, Davis Love III. 157- Hiroshi Iwata, Jonathan Byrd. 159- Blake Olson.

2017 Championship Summary



Eagle Point Golf Club

Wilmington, NC

Par: 36-36 – 72

Purse: \$7,500,000

Date: May 1 – 7, 2017

Yards: 7,396

LEADERS: First Round—Francesco Molinari opened with a 6-under-par 66 for a one-stroke lead over Brian Campbell, J.B. Holmes, Grayson Murray, Alex Noren. Second Round—Molinari, at 6-under 138, had a one-shot lead over Billy Hurley II, John Peterson, Seamus Power. Brian Harman trails by two. Third Round—Patrick Reed shoots 67 for an 8-under 208 total and a one-stroke lead over Noren and Jon Rahm. Harman trails by two.

CUT: 36 Holes: 79 players at 1-over 145 from a field of 156 professionals. 54 Holes: 74 players at 4-over 220. Holes: 73 players at even-par 216.

WEATHER: Thursday: Mostly sunny, with a high of 83. Wind SE 15-20 mph with gusts to 30 mph. Friday: Rain and thunderstorms overnight and into the morning delayed tee times three hours from 6:50 a.m. until 9:50 a.m. Conditions improved in the afternoon, partly cloudy with a high of 83. Wind SSW at 15-20 mph with gusts of 30 mph. Play was suspended due to darkness at 7:55 p.m. with 68 players yet to complete the second round. Saturday: The second round resumed at 7:30 a.m. and concluded at 10:00 a.m. Mostly sunny with a high of 72. Wind W 20-35 mph. Sunday: Sunny with a high of 73. Wind W 12-18 mph, gusting to 25 mph.

WINNER: Brian Harman, 71-69-70-68—278 (-10), \$1,350,000

PLAYER	POS.	SCORE	OFFICIAL MONEY	PLAYER	POS.	SCORE	OFFICIAL MONEY	PLAYER	POS.	SCORE	OFFICIAL MONEY
Dustin Johnson		70 75 67 67 279	660,000.00	Shane Lowry		75 70 68 72 285	59,357.14	Luke List		72 71 74 73 290	17,314.29
Pat Perez		72 69 70 68 279	660,000.00	Mark Anderson		70 72 71 72 285	59,357.14	Hunter Mahan		72 73 71 74 290	17,314.29
Jon Rahm		69 71 69 71 280	360,000.00	Francesco Molinari		66 72 72 75 285	59,357.14	Robby Shelton		73 72 70 75 290	17,314.28
Smylie Kaufman		70 71 72 68 281	273,750.00	Brett Drewitt		73 72 71 70 286	44,475.00	Tyler Aldridge		74 70 71 75 290	17,314.28
Kevin Tway		72 70 69 70 281	273,750.00	Spencer Levin		72 72 71 71 286	44,475.00	Brian Gay		70 72 71 77 290	17,314.28
Seung-Yul Noh		69 74 67 71 281	273,750.00	Chad Collins		71 74 69 72 286	44,475.00	Justin Lower		71 73 75 72 291	16,425.00
Jonathan Randolph		69 73 73 67 282	210,000.00	Mackenzie Hughes		70 72 71 73 286	44,475.00	James Hahn		72 71 75 73 291	16,425.00
Billy Hurley III		70 69 72 71 282	210,000.00	Alex Noren		67 73 69 77 286	44,475.00	Ryan Armour		71 72 75 73 291	16,425.00
Nick Taylor		71 69 71 71 282	210,000.00	Adam Scott		71 74 72 70 287	34,562.50	Nick Watney		71 74 70 76 291	16,425.00
Byeong Hun An		72 70 69 71 282	210,000.00	Julian Etulain		72 71 73 71 287	34,562.50	Shawn Stefani		69 72 77 74 292	15,900.00
Paul Casey		70 75 70 68 283	142,500.00	Bryce Molder		75 70 70 72 287	34,562.50	Grayson Murray		67 73 76 76 292	15,900.00
D.A. Points		73 69 73 68 283	142,500.00	Daniel Berger		71 72 72 72 287	34,562.50	Ricky Barnes		73 72 70 77 292	15,900.00
Morgan Hoffmann		70 71 71 71 283	142,500.00	J.B. Holmes		67 74 73 73 287	34,562.50	J.J. Henry		71 74 75 73 293	15,300.00
Zac Blair		72 70 69 72 283	142,500.00	John Peterson		70 69 74 74 287	34,562.50	Jason Kokrak		71 74 75 73 293	15,300.00
Vaughn Taylor		71 69 70 73 283	142,500.00	Tag Ridings		70 72 77 69 288	24,792.86	Ryan Blaum		72 73 74 74 293	15,300.00
Patrick Reed		70 71 67 75 283	142,500.00	Tyrone Van Aswegen		72 73 73 70 288	24,792.86	Matt Jones		72 72 74 75 293	15,300.00
Brandon Hagy		73 71 71 69 284	94,500.00	Emiliano Grillo		72 70 73 73 288	24,792.86	Patton Kizzire		73 71 72 77 293	15,300.00
Ben Martin		68 72 74 70 284	94,500.00	Kyle Reifers		72 70 73 73 288	24,792.86	Chris Kirk		69 76 75 76 296	14,775.00
Zach Johnson		71 73 69 71 284	94,500.00	Martin Laird		71 72 71 74 288	24,792.86	Brad Fritsch		73 71 74 78 296	14,775.00
David Lingmerth		72 70 70 72 284	94,500.00	Gonzalo Fdez-Castano		75 70 68 75 288	24,792.85	Miguel Angel Carballo		75 70 74 78 297	14,550.00
Graeme McDowell		71 71 70 72 284	94,500.00	Chez Reavie		72 71 70 75 288	24,792.85	Ken Duke		68 76 76 78 298	14,400.00
Phil Mickelson		71 72 69 72 284	94,500.00	Hudson Swafford		72 73 74 70 289	18,950.00	Fabian Gomez		71 73 77 221	14,250.00
Xander Schauffele		71 70 76 68 285	59,357.15	Seamus Power		68 71 77 73 289	18,950.00	Greg Owen		70 75 77 222	13,875.00
Robert Streb		72 71 72 70 285	59,357.15	Retief Goosen		70 72 73 74 289	18,950.00	Jason Bohn		75 70 77 222	13,875.00
J.T. Poston		71 73 70 71 285	59,357.14	Lucas Glover		71 73 76 70 290	17,314.29	Martin Flores		74 71 77 222	13,875.00
Rafa Cabrera Bello		69 71 73 72 285	59,357.14	Curtis Luck		72 73 73 72 290	17,314.29	Steven Alker		74 71 77 222	13,875.00

The following players did not finish (C=cut, W=withdrew, DQ=disqualified)

C – 146- Chris Stroud, Cameron Tringale, Kevin Na, Stewart Cink, Johnson Wagner, Brian Campbell, Bob Estes, Jim Furyk, Roberto Castro, Brendon Todd, Sam Saunders, Tom Hoge. 147- Mark Wilson, Chad Campbell, Whee Kim, Boo Weekley, Mark Hubbard, Kevin Kisner, Will MacKenzie, Scott Stallings, Cameron Percy. 148- Stuart Appleby, Harold Varner III, Carl Pettersson, Webb Simpson, Bill Haas, Bryson DeChambeau, Richy Werenski, Trey Mullinax. 149- Camilo Villegas, Steve Wheatcroft, Zack Sucher, Andres Gonzales, Tim Wilkinson, William McGirt, Davis Love III, Peter Malnati, Scott Brown, Rick Lamb, Chase Koepka, Andrew Johnston. 150- Geoff Ogilvy, Wesley Bryan, Greg Chalmers, David Hearn, Brendon de Jonge, Soren Kjeldsen, Shane Bertsch, Dominic Bozzelli, Carter Jenkins. 151- Vijay Singh, Derek Fathauer, Brett Stegmaier, Nicholas Lindheim, Patrick Rodgers, Max Homa, Ryan Brehm. 152- Harris English, Troy Merritt, Derek Ernst, Michael Thompson, Angel Cabrera. 153- Sebastian Munoz, Chesson Hadley, C.T. Pan. 154- Steven Bowditch, Charlie Beljan, Joel Dahmen. 155- Kevin Streelman. 156- Bobby Wyatt, Ryo Ishikawa. 157- Blake Kennedy. 166- Savio Nazareth. W – 71- Willy Wilcox. 72- Alex Cejka. 76- Ernie Els. 78- Rory Sabbatini.

2018 Championship Summary



JASON DAY

Quail Hollow Club

Charlotte, NC

Par: 35-36 – 71

Purse: \$7,700,000

Date: April 30- May 6, 2018

Yards: 7,554

LEADERS: First Round—John Peterson opened with a 6-under-par 66 and had a two-stroke lead over Tyrrell Hatton, Peter Malnati, Keith Mitchell, Kyle Stanley and Johnson Wagner. Second Round—Malnati, at 7-under-par 135, had a one-shot lead over Jason Day, Aaron Wise. Third Round—Day, at 10-under-par, had a two-stroke lead over Nick Watney and was three ahead of Paul Casey, Bryson DeChambeau, Peter Uihlein and Wise.

CUT: 36 Holes: 87 players at 3-over 145 from a field of 156 professionals. 54 Holes: 75 players at 3-over 216.

WEATHER: Thursday: Sunny with high of 86. Wind SW 6-12 mph. Friday: Sunny with high of 87. Wind SSW 10-18 mph. Saturday: Mostly cloudy with a high of 83. Wind S 6-12 mph. Sunday: Mostly sunny with a high of 84. Wind WNW 12-22 mph.

WINNER: Jason Day, 69-67-67-69—272 (-12)

PLAYER	POS.	SCORE	OFFICIAL MONEY	PLAYER	POS.	SCORE	OFFICIAL MONEY	PLAYER	POS.	SCORE	OFFICIAL MONEY
Aaron Wise		68 68 70 68 274	677,600.00	Rory Sabbatini		71 71 73 68 283	52,360.00	Tyrrell Hatton		67 73 72 73 285	22,389.23
Nick Watney		72 67 66 69 274	677,600.00	Seamus Power		74 71 68 70 283	52,360.00	Troy Merritt		72 69 70 74 285	22,389.23
Bryson DeChambeau		75 65 66 70 276	369,600.00	Alex Cejka		70 71 71 71 283	52,360.00	Michael Thompson		68 73 69 75 285	22,389.23
Phil Mickelson		72 72 64 69 277	281,050.00	Ted Potter, Jr.		72 71 69 71 283	52,360.00	Sam Burns		69 70 73 74 286	17,479.00
Paul Casey		69 68 69 71 277	281,050.00	Jonas Blixt		71 71 69 72 283	52,360.00	Harold Varner III		72 72 68 74 286	17,479.00
Paul Uihlein		72 72 62 71 277	281,050.00	Graeme McDowell		71 73 67 72 283	52,360.00	Tiger Woods		71 73 68 74 286	17,479.00
Patrick Reed		71 71 67 69 278	238,700.00	Cameron Tringale		70 70 70 73 283	52,360.00	Daniel Berger		73 69 69 75 286	17,479.00
Emiliano Grillo		68 71 71 69 279	200,200.00	Keith Mitchell		67 74 75 68 284	37,248.75	Martin Flores		72 73 71 71 287	17,479.00
Luke List		70 72 67 70 279	200,200.00	Tom Lovelady		68 76 72 68 284	37,248.75	T. J. Vogel		69 75 71 72 287	17,479.00
Sam Saunders		70 69 68 72 279	200,200.00	Patrick Rodgers		71 73 72 68 284	37,248.75	Grayson Murray		73 71 71 72 287	17,479.00
Charl Schwartzel		70 67 70 72 279	200,200.00	Shane Lowry		74 70 71 69 284	37,248.75	Mackenzie Hughes		71 73 70 73 287	17,479.00
Kyle Stanley		67 72 71 70 280	148,866.67	Ollie Schniederjans		68 73 73 70 284	37,248.75	Sean O'Hair		72 70 72 74 288	16,863.00
Talor Gooch		71 72 66 71 280	148,866.67	Beau Hossler		68 76 69 71 284	37,248.75	Byeong Hun An		73 70 70 75 288	16,863.00
Johnson Wagner		67 71 69 73 280	148,866.67	Austin Cook		71 72 69 72 284	37,248.75	Ross Fisher		69 73 71 75 288	16,863.00
Joel Dahmen		70 71 70 70 281	115,500.00	Peter Malnati		67 68 75 74 284	37,248.75	Brandon Harkins		73 71 68 76 288	16,863.00
Chesson Hadley		70 74 66 71 281	115,500.00	Jhonattan Vegas		70 74 72 69 285	22,389.24	Chris Stroud		73 72 71 73 289	15,708.00
Francesco Molinari		70 72 68 71 281	115,500.00	Brooks Koepka		72 72 71 70 285	22,389.24	Bud Cauley		69 76 71 73 289	15,708.00
Rory McIlroy		68 76 66 71 281	115,500.00	John Peterson		65 77 72 71 285	22,389.24	Blayne Barber		71 73 70 75 289	15,708.00
Adam Hadwin		73 71 65 72 281	115,500.00	Shawn Stefani		71 69 73 72 285	22,389.24	Jonathan Randolph		74 69 72 75 290	15,323.00
Tony Finau		69 76 71 66 282	77,000.00	Robert Streb		73 72 69 71 285	22,389.24	Xinjun Zhang		71 69 74 76 290	15,323.00
Webb Simpson		72 70 71 69 282	77,000.00	Martin Kaymer		73 67 73 72 285	22,389.24	Xander Schauffele		74 71 71 75 291	15,015.00
Justin Thomas		73 69 70 70 282	77,000.00	Jason Dufner		68 72 73 72 285	22,389.24	Stewart Cink		71 72 72 76 291	15,015.00
Greg Chalmers		71 70 70 71 282	77,000.00	Vaughn Taylor		74 68 71 72 285	22,389.24	Brian Harman		72 73 68 81 294	14,784.00
Charles Howell III		71 68 71 72 282	77,000.00	J.B. Holmes		71 73 69 72 285	22,389.24	Brice Garnett		71 72 73 88 304	14,630.00
Rickie Fowler		72 69 68 73 282	77,000.00	Corey Connors		75 69 69 72 285	22,389.24				

The following players did not finish (C=cut, W=withdrew, DQ=disqualified)

C – 146- Chris Stroud, Cameron Tringale, Kevin Na, Stewart Cink, Johnson Wagner, Brian Campbell, Bob Estes, Jim Furyk, Roberto Castro, Brendon Todd, Sam Saunders, Tom Hoge. 147- Mark Wilson, Chad Campbell, Whee Kim, Boo Weekley, Mark Hubbard, Kevin Kisner, Will MacKenzie, Scott Stallings, Cameron Percy. 148- Stuart Appleby, Harold Varner III, Carl Pettersson, Webb Simpson, Bill Haas, Bryson DeChambeau, Richy Werenski, Trey Mullinax. 149- Camilo Villegas, Steve Wheatcroft, Zack Sucher, Andres Gonzales, Tim Wilkinson, William McGirt, Davis Love III, Peter Malnati, Scott Brown, Rick Lamb, Chase Koepka, Andrew Johnston. 150- Geoff Ogilvy, Wesley Bryan, Greg Chalmers, David Hearn, Brendon de Jonge, Soren Kjeldsen, Shane Bertsch, Dominic Bozzelli, Carter Jenkins. 151- Vijay Singh, Derek Fathauer, Brett Stegmaier, Nicholas Lindheim, Patrick Rodgers, Max Homa, Ryan Brehm. 152- Harris English, Troy Merritt, Derek Ernst, Michael Thompson, Angel Cabrera. 153- Sebastian Munoz, Chesson Hadley, C.T. Pan. 154- Steven Bowditch, Charlie Beljan, Joel Dahmen. 155- Kevin Streelman. 156- Bobby Wyatt, Ryo Ishikawa. 157- Blake Kennedy. 166- Savio Nazareth. W – 71- Willy Wilcox. 72- Alex Cejka. 76- Ernie Els. 78- Rory Sabbatini.

2019 Championship Summary



MAX HOMA

Quail Hollow Club

Charlotte, NC

Par: 35-36 – 71

Purse: \$7,900,000

Date: May 2-5, 2019

Yards: 7,554

LEADERS: First Round—Rory McIlroy and Joel Dahmen open with 5-under-par 66s and lead a group of five players by one stroke. Second Round—Jason Dufner shoots an 8-under 63 for an 11-under 131 total and leads Dahmen and Max Homa by one stroke. Third Round—Homa, Dufner and Dahmen are all tied at 11-under-par 202 and lead by one.

CUT: 36 Holes: 75 players at 1-over 143 from a field of 156 professionals.

WEATHER: Thursday—Partly cloudy, high of 86, wind SSW 7-14 mph. Friday—Mostly cloudy, high of 85, wind SSW 7-14 mph. Saturday—Mostly cloudy with a high of 84. Wind S 6-12 mph. Play was suspended at 3:37 p.m. due to thunderstorms and resumed at 4:48 p.m., a delay of one hour, 11 minutes. A second weather delay began at 5:18 p.m. and last one hour, six minutes before play resumed at 6:24 p.m. Sunday—Mostly cloudy with light rain throughout the afternoon. High of 80. Wind WNW 10-20 mph. Due to inclement weather, play was suspended from 5:09 p.m. to 6:11 p.m., a delay of 62 minutes.

WINNER: Max Homa, 69-63-70-67—269 (-15)

PLAYER	POS.	SCORE	OFFICIAL MONEY	PLAYER	POS.	SCORE	OFFICIAL MONEY	PLAYER	POS.	SCORE	OFFICIAL MONEY
Max Homa	69 63 70 67	269	1,422,000.00	Dylan Frittelli	67 74 70 69	280	67,347.50	Hank Lebioda	71 72 74 68	285	19,236.50
Joel Dahmen	66 66 70 70	272	853,200.00	Bud Cauley	73 70 68 69	280	67,347.50	Trey Mullinax	72 69 73 71	285	19,236.50
Justin Rose	70 67 68 68	273	537,200.00	Henrik Stenson	74 67 70 70	281	56,090.00	Bill Haas	69 72 71 73	285	19,236.50
Sergio Garcia	69 73 65 68	275	311,062.50	Ollie Schniederjans	74 69 68 70	281	56,090.00	Brendan Steele	72 70 75 69	286	17,933.00
Rickie Fowler	71 70 66 68	275	311,062.50	Patrick Reed	67 69 71 74	281	56,090.00	Harris English	71 71 72 72	286	17,933.00
Paul Casey	69 71 66 69	275	311,062.50	Nick Watney	70 72 72 68	282	44,804.29	Nick Taylor	67 75 72 72	286	17,933.00
Jason Dufner	68 63 71 73	275	311,062.50	Hideki Matsuyama	73 70 70 69	282	44,804.29	Roberto Diaz	70 72 71 73	286	17,933.00
Kyle Stanley	69 69 71 68	277	213,300.00	Alex Prugh	73 68 71 70	282	44,804.29	Daniel Berger	73 69 70 74	286	17,933.00
Jhonattan Vegas	72 67 69 69	277	213,300.00	Lucas Glover	70 69 72 71	282	44,804.29	John Senden	68 73 69 76	286	17,933.00
Keith Mitchell	68 74 66 69	277	213,300.00	Sungjae Im	70 69 71 72	282	44,804.28	J.J. Henry	70 72 72 73	287	17,064.00
Rory McIlroy	66 70 68 73	277	213,300.00	Cody Gribble	71 72 68 71	282	44,804.28	Tony Finau	72 69 72 74	287	17,064.00
Pat Perez	69 68 66 74	277	213,300.00	Martin Laird	67 71 71 73	282	44,804.28	Kramer Hickok	72 69 72 74	287	17,064.00
Shawn Stefani	76 65 70 67	278	143,780.00	Matt Jones	70 70 72 71	283	32,390.00	Kyoung-Hoon Lee	72 70 70 75	287	17,064.00
Jim Knous	68 72 70 68	278	143,780.00	Richy Werenski	70 69 73 71	283	32,390.00	Brice Garnett	70 71 70 76	287	17,064.00
Adam Schenk	67 74 67 70	278	143,780.00	Joaquin Niemann	73 70 69 71	283	32,390.00	Tom Hoge	70 70 75 74	289	16,432.00
Vaughn Taylor	68 71 68 71	278	143,780.00	Chase Wright	71 72 69 71	283	32,390.00	Luke List	75 68 71 75	289	16,432.00
Seamus Power	69 68 69 72	278	143,780.00	Sebastián Muñoz	68 70 73 72	283	32,390.00	Brandon Harkins	73 69 71 76	289	16,432.00
Brendon Todd	68 70 73 68	279	99,540.00	Adam Hadwin	73 69 68 73	283	32,390.00	Julián Etulain	73 70 70 77	290	16,116.00
Chez Reavie	70 71 70 68	279	99,540.00	Colt Knost	73 68 67 75	283	32,390.00	Jason Kokrak	70 70 74 78	292	15,958.00
Webb Simpson	69 73 69 68	279	99,540.00	Adam Long	70 71 73 70	284	23,131.20	Matthew Short	76 67 74 76	293	15,721.00
Rory Sabbatini	76 66 67 70	279	99,540.00	Jimmy Walker	71 70 72 71	284	23,131.20	Wes Roach	70 71 74 78	293	15,721.00
Aaron Wise	69 70 69 71	279	99,540.00	Ryan Blaum	71 72 68 73	284	23,131.20	Fabián Gómez	70 69 80 77	296	15,484.00
Doc Redman	70 70 67 72	279	99,540.00	Kevin Streelman	71 69 70 74	284	23,131.20	Beau Hossler	69 72 76 80	297	15,326.00
Brian Harman	68 75 69 68	280	67,347.50	Nate Lashley	71 70 69 74	284	23,131.20				
Jason Day	68 69 74 69	280	67,347.50	Zack Sucher	72 71 73 69	285	19,236.50				

The following players did not finish (C=cut, W=withdrew, DQ=disqualified)

C – 144- Martin Trainer, John Chin, Adam Svensson, Brandon Hagy, Sangmoon Bae, Denny McCarthy, Zach Johnson, Keegan Bradley. 145- Ben Crane, Carlos Ortiz, Ernie Els, Jim Herman, Rod Pampling, Ryan Armour, Roberto Castro, Kelly Kraft, Anders Albertson, Roger Sloan, Cameron Champ, Tyler Duncan, Peter Malnati, Dominic Bozzelli, Ben Silverman, Joey Garber. 146- Ted Potter, Jr., Charles Howell III, Peter Uihlein, Robert Streb, Cameron Davis, Brady Schnell, Russell Henley, Sung Kang, Chad Collins, Sepp Straka. 147- Chesson Hadley, J.T. Poston, David Hearn, Michael Thompson, Scott Brown, Hudson Swafford, Phil Mickelson, Harold Varner III, Jonas Blixt, Sam Saunders, Tom Lovelady, Chris Thompson, Broc Everrett. 148- Scott Stallings, Johnson Wagner, Cameron Tringale, Whee Kim, Alvaro Ortiz, Chris Stroud, Danny Willett, Kyle Jones. 149- Billy Hurley III, Wyndham Clark, Nathan Stamey, José de Jesús Rodríguez, Josh Teater, Nicholas Lindheim. 150- Anirban Lahiri, Mackenzie Hughes, Pádraig Harrington, Derek Fathauer, Chip McDaniel. 151- Matt Every. 152- Danny Lee, Scott Langley, Martin Piller, Seth Reeves, Steve Scott, Curtis Luck. 153- Mathew Gogglin. 154- Tyrone Van Aswegen, Will MacKenzie, Freddie Jacobson, Stephan Jaeger. 157- Jonathan Byrd. W – 71- Byeong Hun An. 74- Gary Woodland. 77- Sam Burns. 80- J.B. Holmes.

Wells Fargo Today

Dec 2020 | 4Q20

Wells Fargo Today

Wells Fargo & Company is a leading financial services company that has approximately \$1.9 trillion in assets and proudly serves one in three U.S. households and more than 10% of all middle market companies in the U.S. We provide a diversified set of banking, investment and mortgage products and services, as well as consumer and commercial finance, through our four reportable operating segments: Consumer Banking and Lending; Commercial Banking; Corporate and Investment Banking; and Wealth and Investment Management. News, insights and perspectives from Wells Fargo are also available at [Wells Fargo Stories](#).



The Garcia family received \$1,500 to help with their rent in the San Francisco Bay Area, thanks to Wells Fargo's donation to United Way Bay Area to provide rental assistance relief and financial coaching.

Key Facts

Customers
65M+

Mobile Banking
26M
mobile active users

Households
1 in 3

Wellsfargo.com
32M
digital (online and mobile)
active customers

Market value of stock*
\$125.1B

Data above as of December 31, 2020.

**Based on sales, profits, assets, and market value as of December 31, 2020.*

Wells Fargo helps strengthen communities through:

Diversity & Inclusion: Ensure all people feel respected and have equal access to resources and opportunities to succeed.

Economic empowerment: Strengthen financial self-sufficiency and economic opportunities in underserved communities.

Environmental sustainability: Accelerate a just transition to a low-carbon economy to help reduce climate change impacts.

**WELLS
FARGO**

Wells Fargo Today



The Mountain View neighborhood in Anchorage, Alaska, is transforming due to a Cook Inlet Housing Authority revitalization effort supported by Wells Fargo.

Homeowners & Consumers

- #1 Home loan servicer** (3Q20) *Inside Mortgage Finance*
- #1 Affordable Housing Lender** (2019) MBA Commercial/Multifamily Finance Firms Annual Origination Volumes
- #1 Fannie Mae DUS® Multifamily Affordable Housing Lender** (2019) Fannie Mae
- #1 Freddie Mac CMBS Bookrunner** (2019) Commercial Mortgage Alert
- #1 Best No-Fee Credit Card, Wells Fargo Propel® Card** (2019) Money.com
- #1 Debit card issuer by purchase volume** (2020) Nilson Report¹
- #2 Retail mortgage lender** (3Q20) *Inside Mortgage Finance*

- #4 Overall auto lender**, noncaptive, excluding leases (December 2019 - November 2020). AutoCount

¹April 2020, total 2019 debit and prepaid purchase volume for consumer and small business

Company

- 3rd in Total Deposits** (2020) FDIC data
- 6th in Total Assets** (2020) *Fortune*
- 8th Most Profitable Company in the U.S.** (2020) *Fortune*
- 17th Largest Public Company in the World*** (2020) *Forbes*
- 20th Biggest Employer in the U.S.** (2020) *Fortune*
- 30th on Fortune 500** (2020) *Fortune*

*Based on sales, profits, assets, and market value

Additional Recognition

- #1 Commercial real estate lender in the U.S.** (2019) MBA Commercial/Multifamily Finance Firms Annual Origination Volumes
- #1 Primary and master servicer of commercial real estate loans by volume in the U.S.** (2019) MBA Commercial/Multifamily Mortgage Servicer Rankings
- #2 Asset-Based Lending Bookrunner** (3Q20) Thomson Reuters LPC
- #2 in U.S. annuity sales** (2020) Saltzman Associates Institutional Distributor Annuity Sales Report
- #3 U.S. full-service retail brokerage provider** (3Q20) Company and competitor reports

Brand

- Most Valuable Banking Brand in the U.S.** (2020) Brand Finance®
- 5th Most Valuable Banking Brand in the World** (2020) Brand Finance®
- 13th Most Valuable Brand in the U.S.** (2020) Brand Finance®

Innovation

- Best Corporate/Institutional Digital Bank in the U.S.** (2019) *Global Finance*
- 1st in Overall Performance, tied with Bank of America and Chase, and 1st in Mobile Web Banking Experience and Privacy and Security** (March 2020) Keynova Mobile Banking Scorecard
- #1 Overall performance - small business banking experience through digital channels** (2020) Keynova Small Business Banking Scorecard

Diversity & Inclusion

- #1 of the Top 16 Companies for People with Disabilities** (2020) National Organization on Disability
- Top Companies for LGBT Employees** (2020) DiversityInc.
- #6 of the Top 15 Companies for Supplier Diversity** (2020) DiversityInc.
- 12th Best Company for Latinas** (2020) *LATINA Style*
- Top Military Friendly Employer** (2020) Victory Media
- #11 of the Top 50 Companies for Diversity** (2020) DiversityInc.

Corporate Responsibility

- #1 Bank for Communities and Environment.** (2019) U.S. Environmental Protection Agency's Green Power Partnership National Top 100
- #2 Top Company for Philanthropy** (2020) DiversityInc.
- 'Outstanding' Community Reinvestment Act Rating** (2020) Office of the Comptroller of the Currency
- 100 Best Corporate Citizens of 2020** (2020) 3BL Media
- Most Generous Companies in America** (2020) Civic 50

Connect with Wells Fargo



Investment and Insurance Products:

NOT FDIC-Insured	NO Bank Guarantee	MAY Lose Value
-------------------------	--------------------------	-----------------------

Brokerage products and services are offered through Wells Fargo Advisors. Wells Fargo Advisors is a trade name used by Wells Fargo Clearing Services, LLC and Wells Fargo Advisors Financial Network, LLC, Members SIPC, separate registered broker-dealers and non-bank affiliates of Wells Fargo & Company. Wells Fargo Securities is the trade name for the capital markets and investment banking services of Wells Fargo & Company and its subsidiaries, including but not limited to Wells Fargo Securities, LLC, a member of NYSE, FINRA, NFA and SIPC, Wells Fargo Prime Services, LLC, a member of FINRA, NFA and SIPC, and Wells Fargo Bank, N.A. Wells Fargo Securities, LLC and Wells Fargo Prime Services, LLC are distinct entities from affiliated banks and thrifts. Wells Fargo Bank, N.A. is a bank affiliate of Wells Fargo & Company.



WELLS FARGO CHAMPIONSHIP



MAY 3 - 9, 2021

G-Green L-Lake/Trail T-Tee F-Fairway D-Driving Range

SERVICES & DIRECTIONAL

SYMBOL	AMENITIES	LOCATIONS
	First Aid	Practice Facility • 2T • 9G • QC Village
	Family	QC Village
	Nursing	QC Village
	Information	QC Village
	Restrooms	QC Village
	Patriot's Outpost	QC Village
	Merchandise	QC Village
	Bleachers	QC Village
	Disabled Seating	QC Village
	Shuttle Drop-Off	QC Village
	Mobile Charging	QC Village
	General Shuttles	QC Village
	Ticket Office	QC Village
	Ambassador Alley	QC Village
	Ambition Health	QC Village

HOSPITALITY VENUES

SYMBOL	AMENITIES	LOCATIONS
	Dining Chalet	15G • 17L • 17G • 18G
	Marquee Row	18F
	Champions Club	8G • 11G
	Executive Club	17G
	Green Mile Club	17T • 8T
	Event Lawn	Behind Clubhouse

FOOD & BEVERAGE

SYMBOL	AMENITIES	LOCATIONS
	Classic Fare	DR • 9G • QC Village
	Drink Stands	DR • 8T • 9G • Champions Park • QC Village • 16F Fan Village
	Mixed Drinks	8T • 9G • Champions Park • 16F Fan Village • QC Village
	Express Stand	8T • 16F Fan Village
	JJ's Red Hots	QC Village
	Knowledge Perk	DR • 9G

Inclement Weather Policy For Spectators

Observe the forecasts throughout the week and be prepared for inclement weather. If rain is forecast, spectators will appear prior to the start of play. If rain is forecast, spectators will appear prior to the start of play. If rain is forecast, spectators will appear prior to the start of play.

Avoid the Following:

- Open areas
- Bleachers
- Golf carts
- Food trucks
- Food vendors



MOBILE DEVICE & CELL PHONE POLICY

- Devices must be on silent at all times; flash may not be used.
- Devices may be used to capture video, audio and photos (content) in all areas.
- No live streaming or real-time coverage.
- Data use (e.g., texting) is permitted in all areas.
- Please be respectful of play and do not interfere with players, caddies or media.

SHUTTLE ROUTE AVAILABILITY

Calvary Church	Monday - Tuesday only
Carowinds	Wednesday - Friday only
Ballantyne	Saturday & Sunday only

¹ Hospitality tickets required